


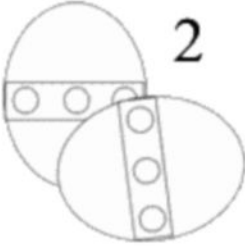

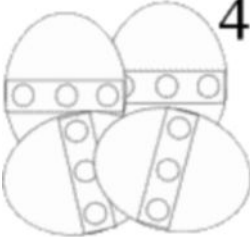




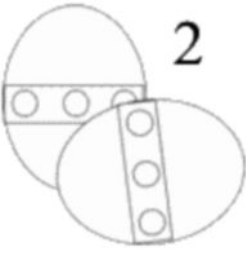
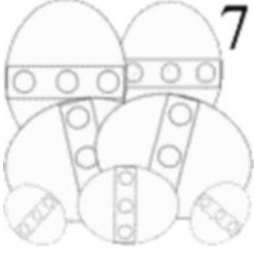


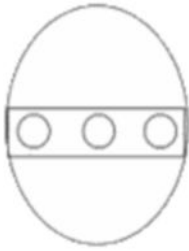




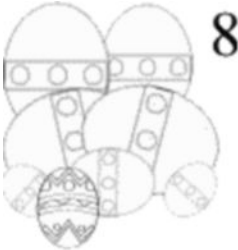

<b>B I N G O</b>		
		
		
		

<h1>B I N G O</h1>		
		
 2		 4
		 1

# B I N G O

 <p>8</p>		 <p>2</p>
 <p>7</p>	 <p>FREE</p>	
 <p>1</p>		

<b>B I N G O</b>		
		
		
		

<h1>B I N G O</h1>		
		
		
		

				
				
				
				
				
	<p>Happy Easter!</p>			

[Close](#) | [Print](#)

## Pluto Easter Egg



Total Time 1 hour

Ages school-age

by Cindy Littlefield

When it comes to dog tricks, Pluto just raised the bar. With a little help from a young fan, Mickey's faithful pup can turn himself into a fetching Easter egg.

### What you'll need

Hardboiled brown egg (or wooden egg painted golden brown)

Ruler

- Scissors
- Cardstock (beige or golden brown, white, and black)
- Stapler
- Pencil
- Black permanent marker
- Template for Pluto Easter Egg
- Glue dots
- Scrap of green craft paper

## How to make it

1. Roll an 8.5- by 2-inch piece of beige or golden brown cardstock into a tube, making the diameter just wide enough for the narrower end of the egg to nestle in. Staple the tube where the paper overlaps. Pencil simple lines on the front of the tube to depict Pluto's chest, legs, and paws and then trace over the lines with black marker.



2. Pencil a wide V-shape line on the upper egg. Trace over the line with marker. Set the egg atop the tube. Print the template on white cardstock and cut out the pieces. Use the muzzle piece to cut out the same shape from beige or golden brown cardstock. Glue the nose onto the muzzle and then draw on a mouth. Glue the muzzle to the bottom of the eye piece.



3. Glue the eye portion of the assembled face to the front of the egg, but leave the muzzle free to overlap the outer tube slightly.

4. Use the ear template piece to cut out a pair of Pluto ears from black cardstock. Fold the ear tabs, as shown, and glue them to the sides of the egg.



5. Finally, glue a thin strip of green craft paper around the tube for Pluto's collar.




- [Find more Disney Easter Crafts & Recipes](#)
- [Find more Mickey & Friends Crafts and Recipes](#)



[Click here to hang with Mickey and his friends at the official Mickey Mouse site!](#)

# Pluto Easter Egg Template

Print this page on white cardstock.



Pluto nose



Pluto ears



Pluto muzzle

cut from beige or golden brown craft paper



---

# EASTER

Easter, which celebrates Jesus Christ's resurrection from the dead, is Christianity's most important holiday. It has been called a moveable feast because it doesn't fall on a set date every year, as most holidays do. Instead, Christian churches in the West celebrate Easter on the first Sunday following the full moon after the vernal equinox on March 21. Therefore, Easter is observed anywhere between March 22 and April 25 every year. Orthodox Christians use the Julian calendar to calculate when Easter will occur and typically celebrate the holiday a week or two after the Western churches, which follow the Gregorian calendar.

The exact origins of this religious feast day's name are unknown. Some sources claim the word Easter is derived from Eostre, a Teutonic goddess of spring and fertility. Other accounts trace Easter to the Latin term *hebdomada alba*, or white week, an ancient reference to Easter week and the white clothing donned by people who were baptized during that time. Through a translation error, the term later appeared as *esostarum* in Old High German, which eventually became Easter in English. In Spanish, Easter is known as *Pascua*; in French, *Paques*. These words are derived from the Greek and Latin *Pascha* or *Pasch*, for *Passover*. Jesus' crucifixion and resurrection occurred after he went to Jerusalem to celebrate *Passover* (or *Pesach* in Hebrew), the Jewish festival commemorating the ancient Israelites' exodus from slavery in Egypt. *Pascha* eventually came to mean Easter.

***DID YOU KNOW?***

*Over 90 million chocolate Easter bunnies are made each year.*

Easter is really an entire season of the Christian church year, as opposed to a single-day observance. Lent, the 40-day period leading up to Easter Sunday, is a time of reflection and penance and represents the 40 days that Jesus spent alone in the wilderness before starting his ministry, a time in which Christians believe he survived various temptations by the devil. The day before Lent, known as Mardi Gras or Fat Tuesday, is a last hurrah of food and fun before the fasting begins. The week preceding Easter is called Holy Week and includes Maundy Thursday, which commemorates Jesus' last supper with his disciples; Good Friday, which honors the day of his crucifixion; and Holy Saturday, which focuses on the transition between the crucifixion and resurrection. The 50-day period following Easter Sunday is called Eastertide and includes a celebration of Jesus' ascension into heaven.

In addition to Easter's religious significance, it also has a commercial side, as evidenced by the mounds of jelly beans and marshmallow chicks that appear in stores each spring. As with Christmas, over the centuries various folk customs and pagan traditions, including Easter eggs, bunnies, baskets and candy, have become a standard part of this holy holiday.

---

Article Details:

## Easter

**Author**

History.com Staff

**Website Name**

History.com

**Year Published**

2009

**Title**

Easter

**URL**

<http://www.history.com/topics/holidays/history-of-easter>

**Access Date**

April 04, 2014

**Publisher**


A+E Networks

---

This copy is for your personal, non-commercial use only.  
© 1996-2013, A&E Television Networks, LLC. All Rights Reserved.



# Easter Crossword




## Across

5. Easter eggs are often made out of this treat!
7. Collect your eggs in this.
8. The season in which Easter is celebrated.


## Down

1. Cheerful, yellow spring flower.
2. You may go on an Easter egg ...
3. Show off your Easter bonnet at one!
4. You may wear one in the Easter parade.
5. These hatch out of real eggs.
6. We give chocolate ones at Easter.
7. Will he visit you this year?



# EGGS-acting Easter Crossword

This "cracking" puzzle will leave you with EGG on your face! Each clue is for a word with a sound like EGGS in it. For "EGGSAMPLE", the word "EXACTING" would be "EGGSACTING" in this puzzle.




## Across

2. They found the haunted house EGGS\_\_\_\_\_ to be very disturbing.
4. Bungee jumping is an EGGS\_\_\_\_\_ sport.
6. The pain in his tooth was EGGS\_\_\_\_\_.
8. Guesswork is an \_\_\_ EGGS \_\_\_ science.
9. There was an EGGS\_\_\_\_\_ in Pompeii as the volcano erupted.
10. Gravity is a very hard concept to EGGS\_\_\_\_\_.

## Down

1. I've told you a thousand times, do not EGGS\_\_\_\_\_!
3. Use a magnifying glass to EGGS\_\_\_\_\_ something more closely.
5. If you want to leave a building, seek the EGGS\_\_\_\_\_.
7. A juicer can be used to EGGS\_\_\_\_\_ liquid from a fruit.

# Easter



www.churchhousepuzzles.com

## ACROSS

- 3 This was left behind in the tomb
- 5 Jesus died on this
- 6 The body of Jesus was prepared after his death and they put what on it
- 8 Holiday we celebrate for Jesus rising
- 10 Jesus died on a cross for our what

## DOWN

- 1 Mary thought Jesus was this
- 2 Who rose from the dead on the third day
- 4 This was folded up in the tomb
- 7 She looked in the tomb to find Jesus gone
- 9 Jesus was placed in this after his death





**WORD BANK:** Cross, easter, gardener, jesus, linen, mary, napkin, sins, spices, tomb.



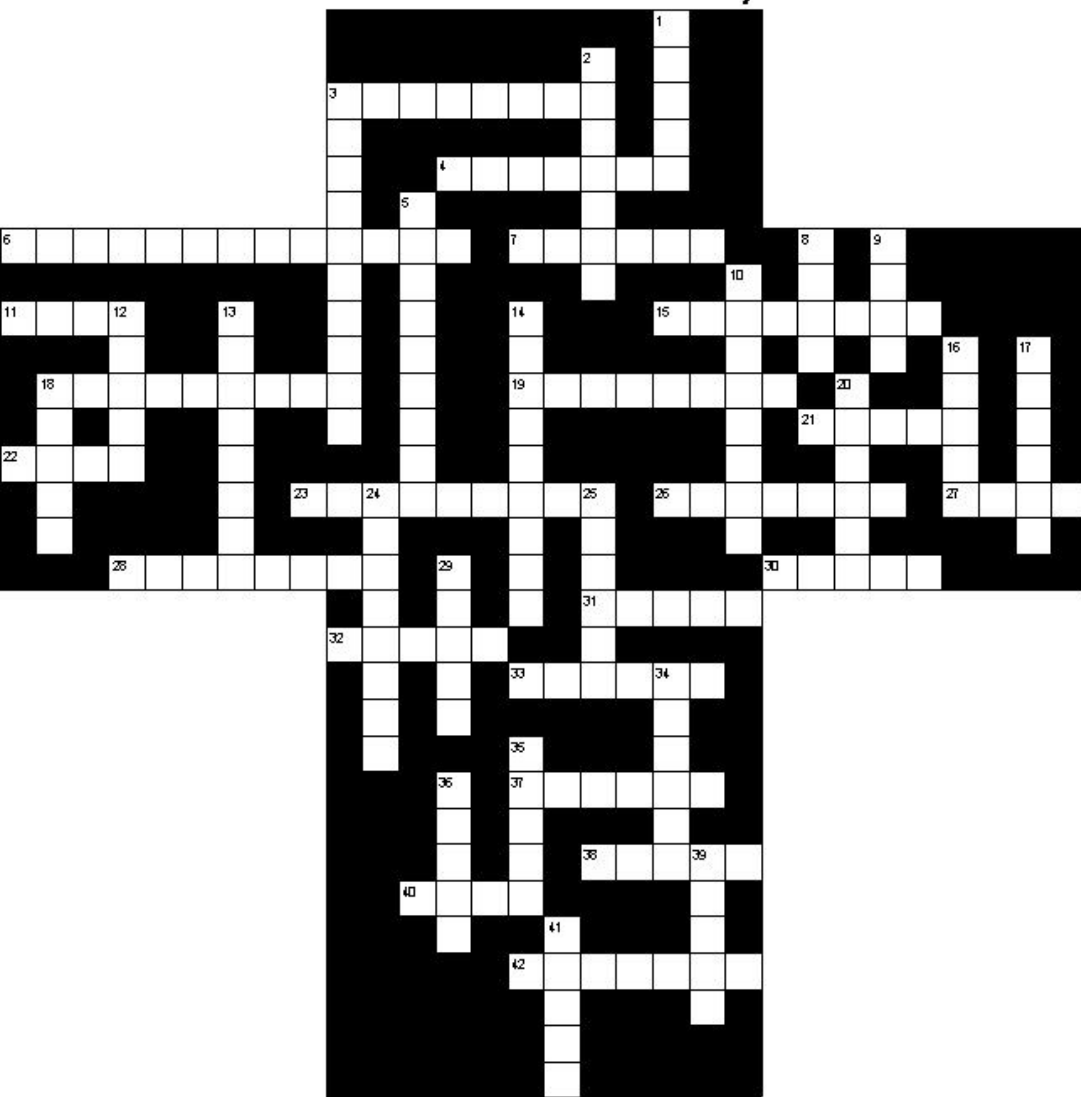
# Easter Puzzle Fun

© www.KidsCanHaveFun.com

Color the pictures in the square boxes. Cut out the square boxes for each picture. Place all the squares in a cup and mix them up. Now try to match the correct picture squares to create all pictures. Use glue stick to glue them on a piece of paper when completed.



# The Easter Story



## Across


- |  |  |
|--|--|
| 3. It means "A place of a skull;"<br>Where He was crucified                      | 26. "Father, _____ them; for they<br>know not what they do."                 |
| 4. These guys were crucified on each<br>side of Him.                             | 27. He shed His blood so our _____<br>would be forgiven.                     |
| 6. And He was numbered with the<br>_____.  | 28. The Last Supper was a celebration<br>of this Jewish holiday              |
| 7. Jesus was anointed with precious<br>ointment in preparation for His<br>_____. | 30. The ruler of Galilee   |
| 11. This part of the temple was torn in<br>two from the top to the bottom        | 31. This was sent to strengthen Him<br>when He was praying in the<br>garden. |
| 15. And when the sixth hour was<br>come, there was _____ over the<br>whole land. | 32. This apostle denied that He knew<br>Jesus three times.                   |
| 18. This Roman said, "Truly this was<br>the Son of God."                         | 33. This wealthy man of Arimathea<br>buried Him.                             |
| 19. The high priest who said it was<br>expedient that one man die for all.       | 37. The doubtful apostle   |
| 21. The _____ of blood was<br>purchased with the betrayal money                  | 38. "A spirit has not _____ and bones<br>as ye see me have."                 |
| 22. The disciple that took Mary home<br>as his own mother                        | 40. And they stripped Him, and put on<br>Him a scarlet _____.                |
| 23. He appeared first unto Mary<br>_____.  | 42. They gave Him this to drink when<br>He was on the cross.                 |

## Down

1. The father-in-law to the high priest. Jesus was first brought to him
2. Another name for the place of His crucifixion.
3. The garden where Jesus prayed before He was arrested
5. And it was the third hour, and they \_\_\_\_\_ Him.
8. This was written and set over His head: "\_\_\_\_\_ of the Jews"
9. Judas betrayed Jesus with a \_\_\_\_\_.
10. "Go ye into the world and preach the gospel to every \_\_\_\_\_."
12. Joseph took His body down and wrapped it in fine \_\_\_\_\_.
13. The prisoner released by Pilate instead of Jesus
14. The pharisee that brought spices for His burial
16. The apostle who betrayed the Christ
17. "Why seek ye the \_\_\_\_\_ among the dead?"
18. He was taken up; and a \_\_\_\_\_ received Him out of their sight.
20. Judas betrayed Jesus for thirty pieces of \_\_\_\_\_.
24. And they crucified Him, and parted His \_\_\_\_\_, casting lots:
25. He appeared to two disciples on the way to this village.
29. Jesus told Peter to feed His \_\_\_\_\_.
34. The Roman governor who washed his hands of the whole affair
35. This was rolled in front of the tomb and then sealed.
36. and His sweat was as it were great drops of \_\_\_\_\_.
39. The soldier pierced His side with this
41. He is not here: for He is \_\_\_\_\_ as He said.

# Easter Puzzle

Can you help these friends find each other on the Easter Egg Hunt?



# Easter Word Search


Find the hidden words pertaining to Easter.

N M W O L L A M H S R A M W E W C  
G E Y O V S S E D D O G M G K R M  
Y A T T B S K C I H C O G C E W P  
L S I P Q D B U A X B S G S Q B I  
I T L D E L A Y E M P T U Q O K Q  
L E I D Z G S G A O G R O N O P G  
R R T E H N K L Q Y R R N Q G A O  
E L R Z Q I E L F E D E A V H L O  
T L E L Y R T Y C E T N N S Q M D  
S A F W C P Q T D G R Z A H S S F  
A N A I T S I R H C J T U C I U R  
E R G R A O C J N L E N S H K N I  
S E Y L N S W D P V T C G A R D D  
U V N C H O C O L A T E H O E A A  
Q O N E R I V I S W S L E N T Y Y  
V R U I E Q U I N O X A Q T E M O  
N Z B Y N L I O U H D I N N E R R

- BASKET
- BONNET
- BUNNY
- CANDY
- CHICKS
- CHOCOLATE
- CHRISTIAN
- DINNER
- EASTER
- EASTERLILY
- EASTRE
- EGGS
- EQUINOX
- FERTILITY
- GODDESS
- GOODFRIDAY
- GRASS
- HUNT
- LAMB
- LENT
- MARSHMALLOW
- PALMSUNDAY
- RESURRECTION
- SPRING
- VERNAL

**All About Puzzles**

[puzzles.about.com](http://puzzles.about.com)



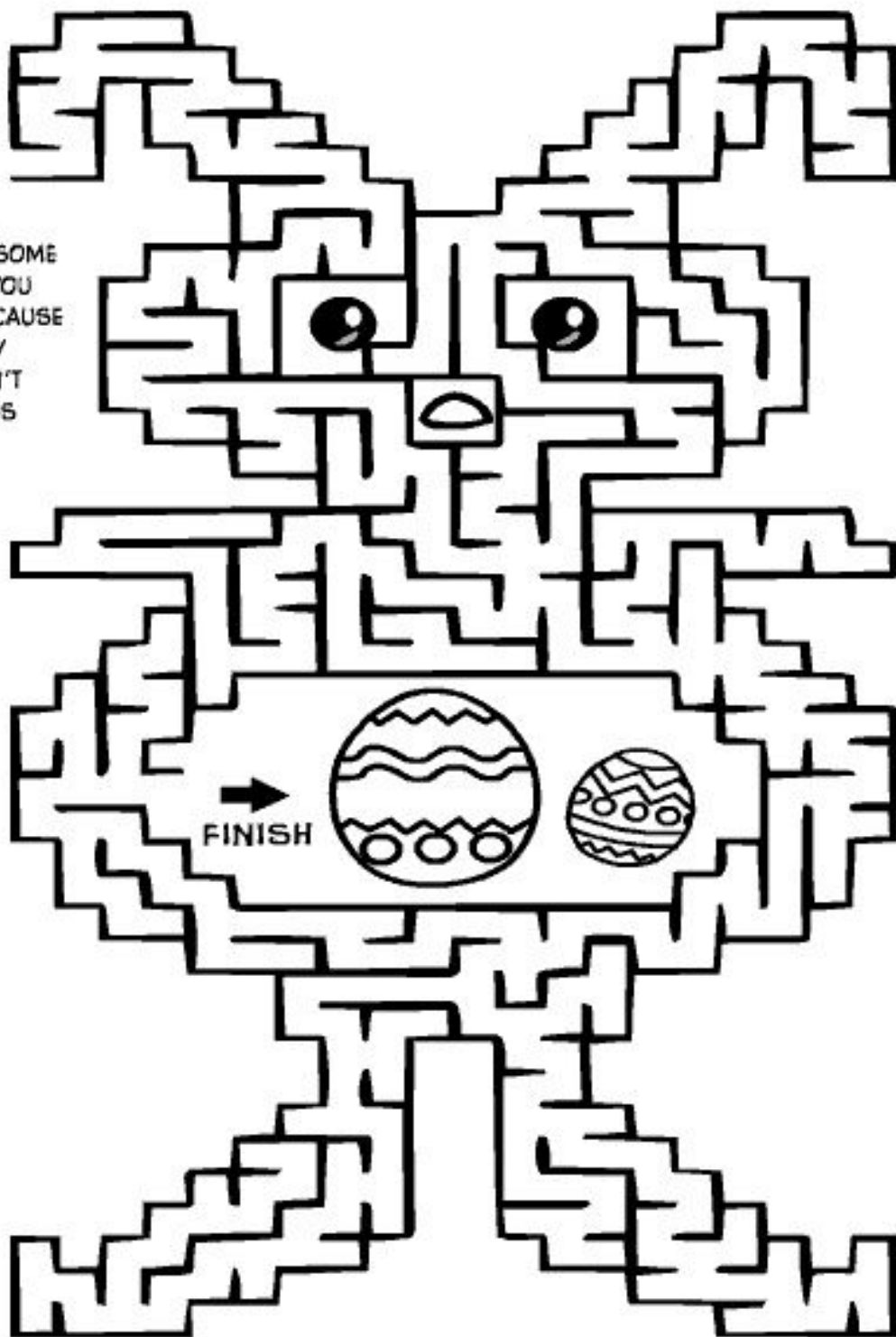
©BillyBear4Kids.com

# MAZE EASTER MAZE

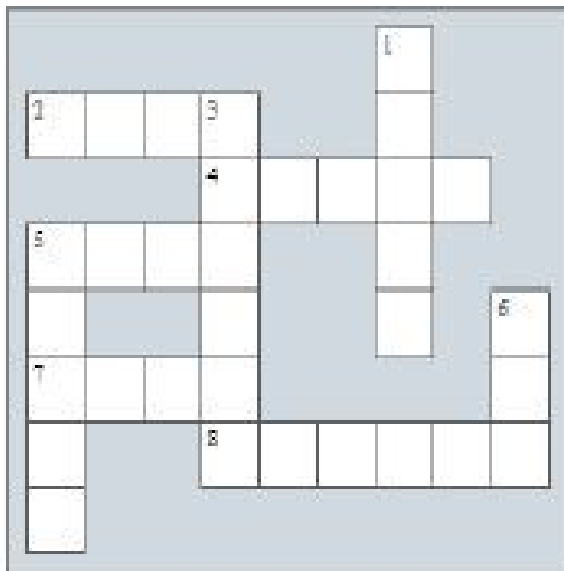
START  
➔

UH OH! THE EASTER BUNNY IS MISSING SOME EASTER EGGS. DO YOU THINK IT MAY BE BECAUSE HE ATE THEM? SILLY EASTER BUNNY! DON'T YOU KNOW? BUNNIES DON'T EAT EGGS!

TRY TO FIND YOUR WAY TO THE EASTER BUNNY'S TUMMY TO FIND THE EGGS BEFORE HE TRIES TO EAT SOME MORE!



# Easter Fun

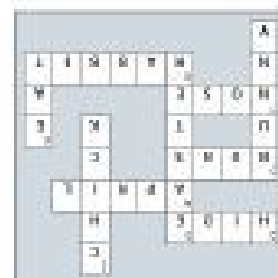



## Across

- It's fun to \_\_\_\_\_ Easter eggs in the garden. (4)
- Easter is in this month. (5)
- We also like to eat hot cross \_\_\_\_\_. (4)
- Easter Bunny has a little pink \_\_\_\_\_ and long ears. (4)
- This animal has long ears and a small tail. (6)

## Down

- A little yellow, fluffy animal. (5)
- This is when we eat lots of chocolate. (6)
- Easter \_\_\_\_\_ brings us eggs. (5)
- We love to \_\_\_\_\_ chocolate. (3)



[Close](#) | [Print](#)

## Easter Bonnet Cookies



As an edible holiday project, these beautiful, bonnet-shaped cookies are just about the best. Use the sugar cookie recipe below--or store-bought cookie dough, if you want to save time--for the bonnet. Then get out the frosting and candy and start decorating. Whether you are planning to serve them to your guests at Easter or eat them yourselves in celebration of spring, you and the kids are bound to have a ball.

### What you'll need

1 cup butter, softened

1 cup sugar



2 eggs

2 tsp. vanilla extract

3 cups all-purpose flour

1/2 tsp. salt

1 tbsp. baking powder

Decorations, such as frosting, tubes of decorating gel, sprinkles, fruit leather

## How to make it

1. In a large bowl, beat together the butter and sugar until fluffy. Beat in the eggs and vanilla extract, then stir in the dry ingredients and combine well. Divide the dough and roll it into 2 logs, one about 10 inches long and 2 inches in diameter, and one about 10 inches by 1 inch. Wrap them in plastic and refrigerate until firm, at least 3 hours.
2. Heat your oven to 400 degrees. Cut the logs into 1/4-inch slices and bake on greased cookie sheets for 8 to 10 minutes for the large slices and 5 to 7 minutes for the small. Cool on wire racks.
3. Stack the small cookies on top of the large ones, gluing them in place with a dab of frosting. Frost the bonnets, then decorate them with gel icing, sprinkles, and fruit leather ribbons. Makes about 40 bonnets.

[Close](#) | [Print](#)

## Easter Bunny Brownie Pops



Prep Time 45 minutes

Cook Time 1 hour

by [Kelly Delanty](#)

These adorable (and delicious) Easter Bunny Brownie Pops and Sparkly Easter-Egg Brownie Pops will be the highlight of this year's Easter basket. Using brownies instead of cake, makes a firmer ball that is easier to work with.

What you'll need

- Baked Brownies (your favorite box mix)
- 1 Can of chocolate frosting
- Blue oval or round-shaped candies
- Pink triangle or heart-shaped candies
- Marshmallows
- White candy coating
- New and clean craft brush ¼ inch
- Lollipop sticks
- Red food coloring
- Brick of Styrofoam
- Parchment lined baking sheet
- Edible food pens
- Assorted colored sugar sprinkles (for the Easter Eggs)

**Helpful Tip:**

Add 3 eggs instead of 2 to your Brownie batter to get a more cake like consistency.

## How to make it

1. Bake your brownies according to the box instructions and set aside to cool completely. Prep your sprinkles by putting them into a small bowl or plate.



2. Meanwhile, to make the marshmallow ears, cut off a third of the marshmallow and lay it down on a cutting board.



3. Cut the slice in half as shown in the photo.



- Cut the rectangles into a point at one end as shown in the photo. You need two ears for each bunny you plan to make.



- Crumble the brownies finely into a bowl. Discard any hard edging of the brownies that does not crumble neatly. Spoon in ½ the can of frosting and use your hands to mix the frosting thoroughly into the brownies.



- Using your hands, scoop out a small portion of brownie and roll it into a ball and place on a parchment lined baking sheet. You may also roll out egg-shaped brownie for any Easter Egg Brownie Pops you wish to make. Once all the cake is shaped into balls or eggs, place the cookie sheet into the freezer for 15 minutes. After that time, transfer to the refrigerator.




- Meanwhile, pour the candy coating into a microwave safe bowl and microwave at 50% for 40-second intervals. Stir after each 40-second interval, being careful to not over heat the candy coating. When there are only a few lumps left, stir the coating until it is melted and smooth.



- Remove 3 or 4 brownie balls from the refrigerator at a time to dip. Dip the end of a lollipop stick into the coating, then insert into the bottom of the ball. Now, dip the pop into the coating, submerging the ball completely. Do not swirl the pop or the brownie will come apart into the bowl. Let any extra coating drip back into the bowl.



9. Before the coating dries, place two marshmallow ears on top of the pop, two blue candies for the eyes, and one pink triangle or heart candy in the middle of the face for the nose. Insert the stick end of the pop into a brick of Styrofoam to let dry. You may also dip the egg-shaped pops at this time and decorate them any way you like.



10. Once all the pops are dipped and decorated, add a few drops of red food coloring to the candy coating and stir until blended. You may need to re-heat the coating for 20 seconds. Using a new and clean craft brush, dip the brush into the pink candy coating and paint the inside of the ears pink.



11. Draw a face onto the Easter Bunny Brownie Pops using the edible pens. Use the photo as reference.



[Close](#) | [Print](#)

## Easter Bunny Cupcakes



You don't have to grow a garden like Mr. McGregor's to have a family of rabbits show up at your house on Easter -- or any other time.

### What you'll need

- A cupcake (baked from your favorite recipe)
- White icing
- Shredded coconut
- Pink decorators' sugar

Jelly bean nose

Chewable Sweet Tart eyes

Large marshmallow

Mini marshmallows

## How to make it

1. Frost a cupcake (baked from your favorite recipe) with white icing and sprinkle on shredded coconut fur.
2. Cut a large marshmallow in half widthwise. Squeeze each half slightly to give it an oval shape, then decorate the sticky side of each one with pink decorators' sugar and set them in place for ears.
3. Add a jelly bean nose and either jelly bean or snipped Sweet Tart eyes, and mini marshmallows for cheeks. For a finishing touch, draw on decorators' gel pupils or whiskers if you like.

Name \_\_\_\_\_

# Easter - Alphabetical Order Worksheet

Look at each Easter word on the left side of the page. Put all eight of the Easter words in alphabetical order in the space provided below.



Flowers

1.

Basket

2.

Chocolate

3.

Lamb

4.

Bunny

5.

Eggs

6.

Chick

7.

Candy





8.



Name \_\_\_\_\_

# Easter Counting Worksheet

Look at each of the boxes below and count the number of Easter pictures. Then write the correct number in the space provided.

 <hr/>	 <hr/>
 <hr/>	 <hr/>

Name \_\_\_\_\_

# Easter Handwriting Worksheet


Look at each of the Easter pictures below and trace the name of the item in the space provided.




eggs



basket



chick



bunny


## Easter Word to Picture Matching

Draw a line from each Easter word on the left to the matching Easter picture on the right side of the page.

Easter Eggs



Bunny



Easter Basket




Lamb



Flowers



Chick









Name \_\_\_\_\_

Easter Worksheets

# Easter Tracing Lines Worksheet

Help the Easter Bunny get to the Easter eggs and baskets.  
Trace each of the zig zag lines from left to right.




# Easter Word Scramble Worksheet

Look at each Easter picture and unscramble the letters and write the word on the line provided.



sketab

\_\_\_\_\_



hickc

\_\_\_\_\_



werlofs

\_\_\_\_\_




gesg

\_\_\_\_\_



nuynb

\_\_\_\_\_




balm

\_\_\_\_\_



daync

\_\_\_\_\_











kucd

\_\_\_\_\_

Name \_\_\_\_\_

## Easter Words – Fill in the Vowels

Look at each Easter picture in each box and fill in the missing vowels for each word.

 fl__w__rs	 c__ndy
 ch__ck	 l__mb
 b__sk__t	 __ggs
 b__nny	 d__ck

# A Holy Easter

N A I T S I R H C U L Y E F C  
N Y N F W L E N T A R T O S R  
G E Y O V H L L S A A A E A U  
N Q W D I J I T M L C L C P C  
I H U T E S S T I A P J H O I  
R E E S E U N P E I S U U S F  
E S U A P S S E C L N S R T I  
F S P P V U T S C N I X C L X  
F D E N I E I A K S S L H E I  
U R M T Z D N J M A A L Y S O  
S L N R E S U R R E C T I O N  
A O Y A D D R I H T N W Y A N  
P J E R U S A L E M G T D S N  
S O N O F G O D S S O R C W M

**Christian**

**cross**

**Lent**

**Ascension**

**nails**

**church**

**heaven**

**suffering**

**mass**

**resurrection**

**sins**

**New Testament**

**apostles**

**Son of God**

**Jerusalem**

**Jesus**

**Last Supper**

**Pontius Pilate**

**third day**

**disciples**

**crucifixion**

**Mary**

To find the answer to the trivia question, look for a word or phrase that is hidden in the puzzle, but not in the word list

**Trivia: This flower is the symbol of Jesus' resurrection. (2 words)**

**Answer:** \_\_\_\_\_

# Easter Word Search

by Philologus

© BibleQuizzes.org.uk 2009

Once you have completed the puzzle the remaining letters spell out a verse from the Bible.




ANGELS  
APOSTLES  
BETRAYAL  
BLOOD  
CALVARY  
CROSS  
CROWN OF THORNS  
CRUCIFIXION  
DARKNESS  
DEATH  
EARTHQUAKE  
EASTER  
GOLGOTHA  
HIGH PRIEST


JESUS CHRIST  
JOSEPH  
JUDAS ISCARIOT  
KING  
LAMB  
MARY  
NAILS  
PASSOVER  
PIECES OF SILVER  
PIERCED  
PILATE  
RESURRECTION  
ROBE  
ROMANS

SACRIFICE  
SIMON OF CYRENE  
SOLDIERS  
SON OF GOD  
SPEAR  
STONE  
TEMPLE  
THIEVES  
THREE DAYS  
TOMB





# Easter



- |          |            |        |
|----------|------------|--------|
| Easter   | hidden     | lamb   |
| coloring | chocolate  | bonnet |
| eggs     | grass      | family |
| bunny    | springtime | dinner |
| rabbit   | candy      | lily   |
| carrots  | children   | parade |
| basket   | Cadbury    |        |

To find the answer to the trivia question, look for a word or phrase that is hidden in the puzzle, but not in the word list

**Trivia: The Monday after Easter is a celebrated holiday in many cities around the world. What is the name of this holiday?**

**Answer:** \_\_\_\_\_