

KWANZAA BINGO

To play this game print all 5 Kwanzaa Bingo sheets. Each player gets a different Bingo board. Use one of the Kwanzaa Bingo sheets to cut every square out separately. Place these cut squares in a hat or box. When the "caller" pulls an image out of the box or hat and it is on a player's board, the player colors that image. When one player gets five colored squares in a row or diagonally that person wins!



KWANZAA BINGO

To play this game print all 5 Kwanzaa Bingo sheets. Each player gets a different Bingo board. Use one of the Kwanzaa Bingo sheets to cut every square out separately. Place these cut squares in a hat or box. When the "caller" pulls an image out of the box or hat and it is on a player's board, the player colors that image. When one player gets five colored squares in a row or diagonally that person wins!



KWANZAA BINGO

To play this game print all 5 Kwanzaa Bingo sheets. Each player gets a different Bingo board. Use one of the Kwanzaa Bingo sheets to cut every square out separately. Place these cut squares in a hat or box. When the "caller" pulls an image out of the box or hat and it is on a player's board, the player colors that image. When one player gets five colored squares in a row or diagonally that person wins!

Happy Kwanzaa!				
 benne cakes		 kufi		
		ONE FREE SQUARE	Habari Gani!	
				
				

KWANZAA BINGO

To play this game print all 5 Kwanzaa Bingo sheets. Each player gets a different Bingo board. Use one of the Kwanzaa Bingo sheets to cut every square out separately. Place these cut squares in a hat or box. When the "caller" pulls an image out of the box or hat and it is on a player's board, the player colors that image. When one player gets five colored squares in a row or diagonally that person wins!





KWANZAA BINGO


To play this game print all 5 Kwanzaa Bingo sheets. Each player gets a different Bingo board. Use one of the Kwanzaa Bingo sheets to cut every square out separately. Place these cut squares in a hat or box. When the "caller" pulls an image out of the box or hat and it is on a player's board, the player colors that image. When one player gets five colored squares in a row or diagonally that person wins!



KWANZAA







KWANZAA

Happy Kwanzaa!



Kwanzaa

Kwanzaa begins December 26 and lasts until the first day of January. Kwanzaa is a time when people come together to celebrate their African heritage. During Kwanzaa families decorate their homes with many unique Kwanzaa symbols. Below is a Kinara, which is a candle holder. For each day of Kwanzaa a candle is lit to celebrate the seven Kwanzaa principles. Three candles should be colored red to represent struggles faced. Three should be colored green to represent a prosperous future. One large black candle in the center represents the richness of African skin. Color the candles and kinara below. Cut them out and glue the kinara onto construction paper. For each day during Kwanzaa glue a candle onto the construction paper as follows below.



kujichagulia

Day 2-Color this candle red and place it in the first spot to the left to represent self-determination.



umoja

Day 1-Color this candle black. Place it in the center of the kinara to represent unity.



ujima

Day 3-Color this candle green. Place it in the first place to the right to represent responsibility.



ujamaa

Day 4-Color this candle red. On this day a gift is given that the whole family can share. Place this candle next to the other red candles.



kuumba

Day 6-Color this candle red. Place it next to the other red candles to represent creativity.



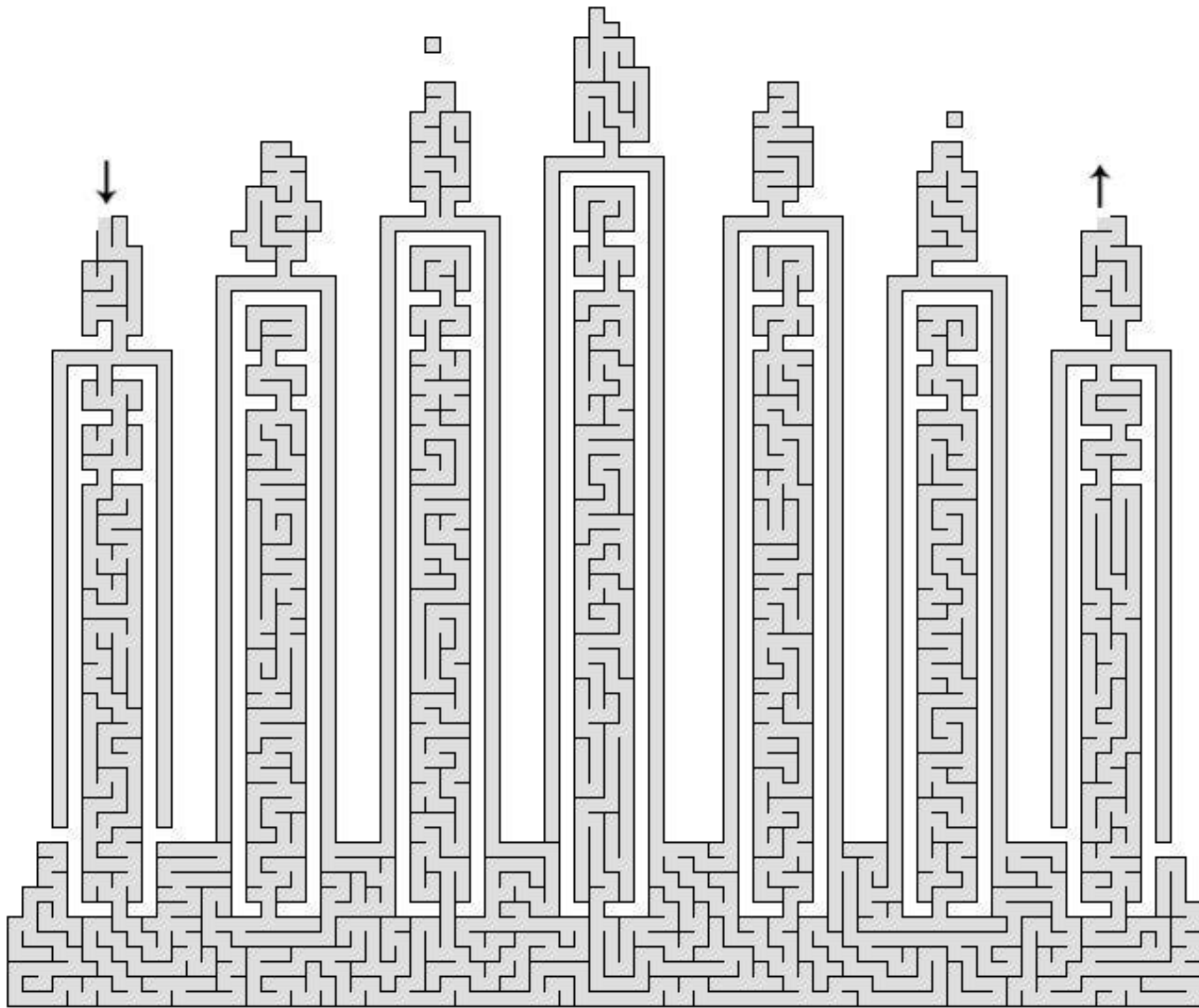
nia

Day 5-Color this candle green. Place it next to the other green candle to represent purpose.



imani

Day 7-Color this candle green. This candle represents good faith and believing everything good will happen.



7 Principles of Kwanzaa Word Search

Can you find the Swahili names of the seven principles of Kwanzaa? There are no diagonals.



imani

kujichagulia

kuumba

nguzo saba

nia

ujamaa

ujima

umoja