














# the lighter side

## National Park Symbols

**W**rite the letter of each park symbol next to its meaning.  
Each letter is only used once.

A		___ 1. Swimming	H	
B		___ 2. Picnic areas	I	
C		___ 3. Fishing	J	
D		___ 4. Pets	K	
E		___ 5. Climbing	L	
F		___ 6. Hunting	M	
G		___ 7. Backpacking	N	
		___ 8. Boat ramps		
		___ 9. Cycling		
		___ 10. Skiing		
		___ 11. Handicapped		
		___ 12. Scenic drives		
		___ 13. Horseback riding		
		___ 14. Boating		

from "The Lighter Side" of *TEFL: A Teacher's Resource Book of Fun Activities for Students of English as a Foreign Language*, ed. T. Kral. 2005. U.S. Department of State.

Answers on page 37

a tape or CD in class, make sure it contains the language you would like your students to use.”

The teacher trainer then wrote a few language mistakes on the board for the whole class to correct. Because the lowest proficiency level allowed in the program is intermediate, the trainees easily corrected the errors within a minute or two. After this error correction exercise, the teacher trainer ended the class with praise and encouragement by commenting on the presenter’s enthusiasm and noting that multiple listening tasks had kept the learners engaged.

### Students’ perspectives of the practicum course

One area where there are mixed reactions about the practicum course relates to the teacher trainers. Because of the instructors’ schedules, most students have one teacher trainer for the practicum course and another for the methodology course. Some students appreciate having different instructors for the methodology and practicum courses. Other students stress that they would like to have the same instructor teach both courses. This complaint arises because of the different teaching styles and perspectives on EFL methodology between two instructors. Regular meetings are held to reduce this difference, but it is recognized that every instructor is entitled to his or her own perspectives on teaching.

### Conclusion

I have been teaching the practicum ever since it has been taught in the format described in this article. And I’ve seen students’ appreciation of the course grow as

the course improves. When speaking of the course, students often mention how much they appreciate the plethora of teaching practice it provides and how they enjoy watching their peers practice. Students also comment on the notable improvement of their peers and on their own growth and improvement. Because the practicum improves students’ teaching performance and requires no additional homework, the course has become a favorite among the majority of students. Most importantly, it provides essential experience for teachers-in-training who are fast approaching the day when they will face the challenges of an EFL classroom.

### References

- Athabasca University. 2007. Student handbook. *Glossary*. Athabasca, Alberta: Athabasca University. <http://www.athabasca.ca/handbook/glossary.htm>.
- Derek Bok Center for Teaching and Learning. 2002. *What is microteaching?* Cambridge, MA: Harvard University. <http://sites.harvard.edu/fs/html/icb.topic58474/microteaching.html>.
- Margolis, F. H. 1995. The eight rules of feedback. In *Training know-how for cross-cultural and diversity trainers*, ed. L. R. Kohls and H. L. Brussow, 170. Duncanville, TX: Adult Learning Systems.

---

JEREMY SLAGOSKI taught EFL methodology and practicum courses at Sookmyung Women’s University in Seoul, Korea, 2003–2005. After that he was a Senior English Language Fellow in Russia for 10 months. He is now an associate lecturer at the ESL Institute of the University of Wisconsin at La Crosse.

## ANSWERS TO *THE LIGHTER SIDE* NATIONAL PARK SYMBOLS

1. l; 2. i; 3. f; 4. n; 5. d; 6. h; 7. a; 8. c; 9. e; 10. k; 11. m; 12. j; 13. g; 14. b