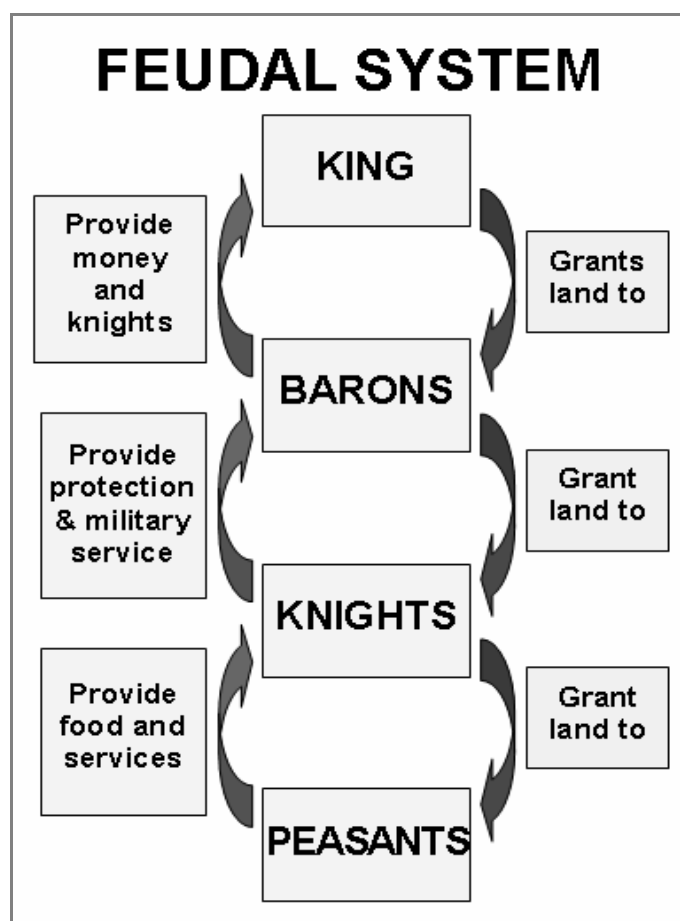




Medieval Life Information and Activity Worksheets



Worksheets

This booklet has been printed and sold by History on the Net to be used as a teaching resource

The purchaser is entitled to photocopy these pages for personal, educational or non-profit usage provided that the copyright notice is not removed

The copyright of this booklet and its contents remains the property of H Y Wheeler and History on the Net

© 2008 H Y Wheeler History on the Net



Contents

Section 1

The Feudal System

- Page 1, 2 - The Feudal System information pages
- Page 3 - Suggested Activities
- Page 4, 5 - Feudal System Card Sort
- Page 6 - Feudal System wordsearch
- Page 7 - Feudal System true or false

Section 2

How Did Medieval People Live?

- Page 8 - Housing – Noblemen and Women
- Page 9 - Housing – Peasants
- Page 10 - Making a Medieval House
- Page 11 - Clothing – Noblemen and Women
- Page 12 - Clothing – Peasants
- Page 13,14 - Food – Noblemen and Women
- Page 15 - Food - Peasants
- Page 16 - Daily Routine - Noblemen
- Page 17 - Peasants – The Farming Year
- Page 18 - Suggested Activities
- Page 19 - Medieval Rich and Poor comparison table
- Page 20,21 - Writing frames
- Page 22 - The Farming Year blank table
- Page 23 - Daily Routines timeline activity
- Page 24 - Housing wordsearch and word sort
- Page 25 - Clothing quiz
- Page 26 - Clothing wordsearch
- Page 27 - Medieval Food anagrams
- Page 28 - Medieval Food wordsearch
- Page 29 - Farming Year wordsearch
- Page 30 - Medieval Life crossword

Section 3

Crime and Punishment

- Page 31 - Punishment
- Page 32 - Guilty or Not Guilty
- Page 33 - Suggested Activities
- Page 34 - Understanding Medieval Crime and Punishment
- Page 35 - The Manorial Court – You Decide
- Page 36-40 - Manorial Court Drama
- Page 41 - Crime and Punishment wordsearch
- Page 42 - Crime and Punishment anagrams

Section 4

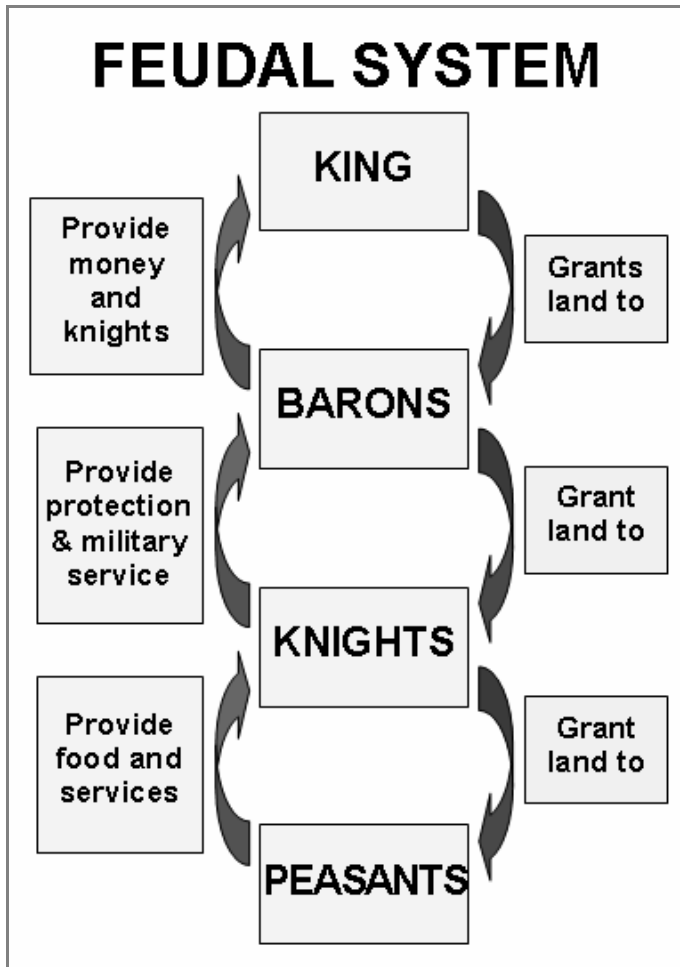
Medieval Religion

- Page 43,44 - Medieval Religion information pages
- Page 45 - Picture Source
- Page 46 - Picture Source analysis
- Page 47 - Suggested Activities
- Page 48 - Medieval Church Who's Who
- Page 49 - Medieval Religion questions
- Page 50 - Heaven and Hell drawing frame
- Page 51 - Writing frame
- Page 52 - Medieval Religion wordsearch

Section 5

Solutions to Crosswords, Wordsearches. Anagrams and quiz sheets

The Feudal System



The Feudal System was introduced to England following the invasion and conquest of the country by William I (The Conqueror).

The system had been used in France by the Normans from the time they first settled there in about 900AD.

It was a simple, but effective system, where all land was owned by the king. One quarter was kept by the king as his personal property, some was given to the church and the rest was leased out under strict controls.

Each group of people had certain duties and obligations to perform.

The King

The king was in complete control. He owned all the land in the country and would only allow people he could trust to lease land from him.

Men that were selected to lease land had to swear an oath to remain faithful to the King at all times.

These men were known as barons. They were wealthy, powerful and had complete control of the land they leased from the King.





Barons

The land that barons leased from the King was known as a manor and the barons were called the Lord of the Manor. They kept as much land as they wanted for their own use and divided the rest among their knights.

The barons were in complete control of this land. They established their own system of justice, minted their own money and set their own taxes.

In return for the land they had been given by the king, the barons had to serve on the royal council, pay rent and provide the king with knights for military service when he demanded it. They also had to provide lodging and food for the king and his court when they travelled around the country.

Knights

Knights were given land by a baron. In return for the land they had to provide military service when demanded by the king. They also had to protect the baron and his family, as well as the manor, from attack.

The knights kept as much of the land as they wished for their own personal use and distributed the rest to peasants.



Peasants

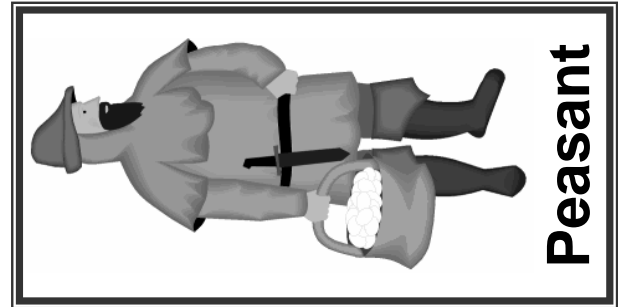
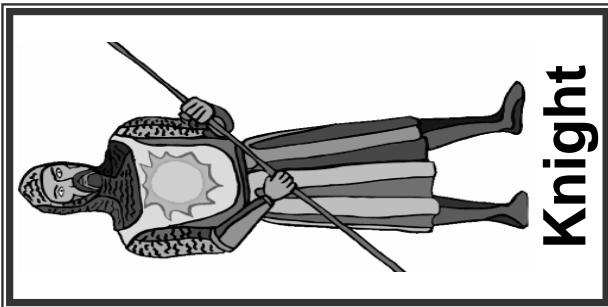
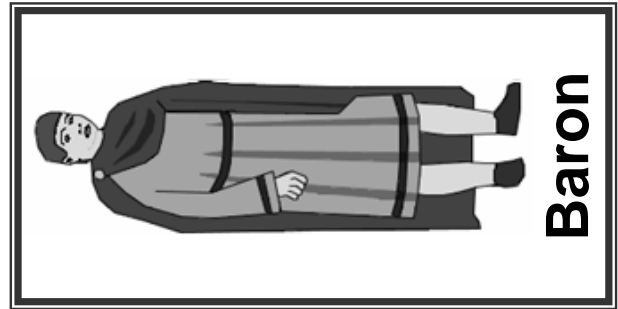
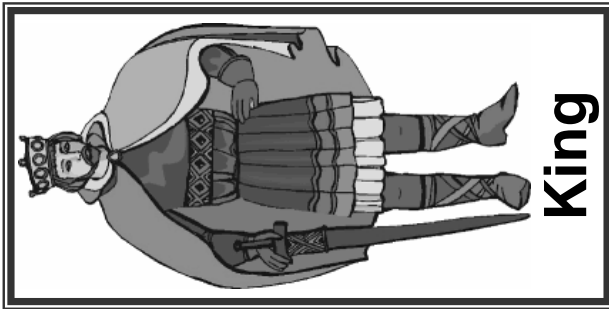
Peasants, sometimes known as serfs or villeins, were given land by knights. In return they had to provide the knight with free labour, food and service whenever it was demanded.

Peasants had no rights. They were not allowed to leave the Manor and even had to ask for permission before they could marry.

Suggested Activities

1. Feudal System card sort
2. Sort pupils to resemble the feudal system
3. Feudal System wordsearch
4. Feudal System true or false quiz

Feudal System Card Sort



**I lease land to
barons**

**I lease land to
knights**

**I lease land to
peasants**

**I lease land
from the king**

**I lease land
from the baron**

**I lease land
from the knight**

Feudal System Card Sort

**I have to serve on
the Royal Council**

**I have to pay rent
to the king**

**I have to protect
the baron and the
manor**

**I have to fight for
the king when the
baron tells me to**

**I have to work for
the knight for no
pay**

**I have to give the
knight food**

**I am the richest
person in the land**

I am rich

**I have enough
money**

I am poor

The Feudal System Wordsearch



MILITARYSERVICE
NORMANS
PROVIDE
LEASE
SERVE
KING
OATH

PEASANT
PROTECT
KNIGHT
MANOR
FOOD
LAND

Feudal System True or False

Decide which of the following statements about the Feudal System are true and which are false

1. The Normans introduced the Feudal System to England True
False
2. The king owned all the land True
False
3. Barons leased land from knights True
False
4. Peasants were richer than barons True
False
5. Knights had to provide military service True
False
6. Knights gave food to peasants True
False
7. Peasants fought for the king True
False
8. Barons served on the Royal Council True
False
9. Peasants paid rent to the king True
False
10. Peasants had to give food to knights True
False
11. Knights leased land from barons True
False
12. Peasants were very poor True
False

How Did Medieval People Live?

Housing

Noblemen and Women

Early Medieval Period

The houses of the rich were made out of stone and had thatched roofs.

This early medieval cottage would have been inhabited by the Lord of the Manor and his family and servants. It has two rooms. The room on the left of the picture would have been the main living and sleeping area for the family and their servants.



It has a small window and a place cut into the floor for the hearth. There is a small hole in the roof above the hearth to let smoke escape. The other smaller room contains a stone oven.

The animals would have been housed in a separate building, probably a wooden barn, and another building would have been used to store crops which were grown on the land around the house.

Later Medieval Period

The houses of the very rich were made out of brick, but because brick was very expensive most chose to build the half-timbered houses that are now commonly referred to as Tudor houses.



Blackened oak wood was used to make the framework and plaster was used to fill the spaces.

Roofs were tiled and some houses now had glass windows and chimneys.

Houses had two or more floors and servants slept in the upper rooms.

Most houses had stables where their horses were kept.

Those who lived in the country grew their own fruit and vegetables and kept animals for meat and dairy produce. Rich merchants that lived in towns would have purchased food from the local marketplace.

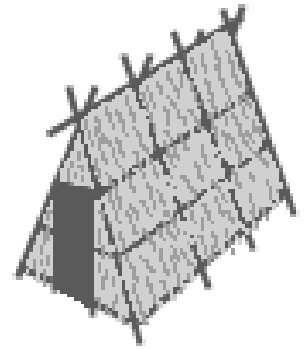
Peasants

Early Medieval Period

Those that were too poor to pay someone to build a house for them had to make their houses themselves. Some people were too poor to pay for building materials and had to use whatever they could find to construct a hut that would provide shelter.

The simplest houses were made from sticks and straw.

These basic huts did not offer much protection. They were easy to attack and could fall apart if the weather was severe. There was only enough room inside for one or two straw mattresses and food had to be cooked outside.



Later Medieval Period

The Black Death of 1348 killed a large number of the peasant population. This meant that there were not enough peasants to work in the fields. Landowners desperate for workers to harvest their crops began offering wages to anyone who would work on their land. Peasants were, for the first time, able to offer their services to the landowner that would pay the highest wage.

With more money, peasants were able to afford better housing and many now lived in wattle and daub houses.




These houses offered much better protection and there was space inside for the animals. Generally the family lived in one main room and a section at one end was reserved for the animals.

The hearth (fireplace) would be in the centre of the living area and would provide heat for warmth and cooking.

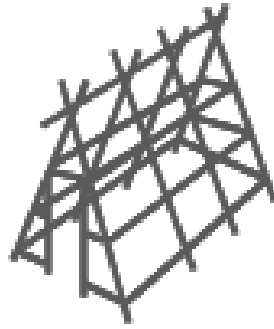
There were no windows or chimney so these houses would be dark, smokey and smelly.

Making a Medieval House

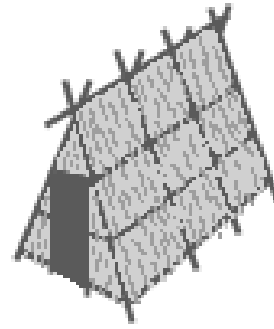
Stick and Straw Hut



1



2



3

1. Long sticks were hammered into the ground at an angle and tied at the top. Another stick was placed across the top and tied into place.
2. More sticks were tied into place to make a framework and doorway.
3. Smaller sticks were tied to fill in the gaps and then mud and straw or dried grass was woven across the sticks.

Wattle and Daub House



1



2



3

1. A framework was made out of timber
2. More timber was added to the framework and the spaces between filled with wattle (twigs woven together).
3. The wattle was daubed (covered) with wet mud which dried to form a hard wall. The roof was thatched with straw.

Clothing

What you wore depended on who you were in the medieval period.

If you were rich you would probably own a variety of clothes, in the latest styles and colours. If you were a poor peasant, you may only own one tunic.

Although it was possible to obtain silks and other luxurious materials from abroad, they were very expensive. Most clothing was therefore made out of wool which was cheap and easy to obtain. This meant that clothing in the medieval period was itchy, difficult to wash and dry and very hot in the summer.

Noblemen and Women

Early Medieval Period

These pictures (right) show the costume worn by the rich during the early medieval period.

The man is wearing a woollen tunic, belted at the waist that has been embroidered around the hem and sleeves. Over this he has a woollen cloak fastened with a brooch.

The man's wife is wearing a woollen dress, tied at the waist over a white linen underskirt. Over this she has a woollen cloak. Her headdress is made out of linen and is held in place with a headband.



Later Medieval Period



This famous Jan Van Eyck portrait painted in 1435 shows a rich nobleman and his wife dressed in the typical fashion of the day.

The man is wearing a fur-trimmed velvet gown over a black padded long shirt that has gold embroidery around the edges. He has black stockings to cover his legs. The large hat is a sign of his wealth.

The man's wife is wearing a green woollen dress trimmed with cream coloured fur that is belted very high. Underneath the dress she has another dress made out of blue material. Her headdress is made out of fine expensive linen.

Peasants

Early Medieval Period

The clothing of peasants was basic, practical and not decorated.

The man is wearing a short woollen tunic belted at the waist over short woollen trousers. He is wearing a small hat over a woollen cowl and boots on his feet.

The man's wife is wearing a woollen dress over a woollen underskirt. She has a woollen cowl to protect her head and shoulders and boots on her feet.



Later Medieval Period



This picture, from a painting by Bruegel, shows medieval peasants enjoying a local festival. They are, therefore, wearing their best clothes.

The man is wearing a short woollen jacket over a woollen tunic. He is wearing stockings and shoes on his feet and has a small cap on his head.

The man's partner is wearing a woollen dress over a woollen underskirt. She is also wearing a linen headdress.

Food

Noblemen and Women



This medieval woodcarving from the 14th century shows the King at a banquet.

One serving boy offers the King first choice of wine or ale poured from a jug while another offers him the first cut of meat. The other people at the banquet will be served in turn according to their rank and the least important people will get whatever remains.

The nobles always ate well, even during winter. Unlike most of the people who lived on the manor, nobles could afford to buy salt to preserve meat all the year round. They could also afford pepper to spice tasteless food or food which was beginning to go bad.

Meat – beef, pork, lamb, chicken or goose was eaten daily. It was generally roasted or made into a stew thickened with grain and vegetables. Meat was not allowed to be eaten on Fridays and on this day fish – salmon, herring, trout or other freshwater fish would be eaten instead.

Bread would be served at most meals and cheese and butter would also be available. A variety of fruits would be served after the main course.

Plates were made out of wood but sometimes they used large slices of day-old bread as plates for the meat and sometimes they ate out of bowls. Although they had knives and spoons, there were no forks, so people used their fingers a great deal.

A Typical Daily Menu

Breakfast

This would be eaten early, probably around 6 am and would include white bread, cheese, cold meat and fresh fruit served with ale or wine.

Dinner

This would be served between 11 am and 1 pm. This was generally two courses. The first course would consist of meat, fish, pastries and white bread served with wine or ale. This would be followed by fruit, cheese and nuts.

Supper

This would be eaten in the early evening and would include similar foods to those served at dinner.



This picture shows food being prepared for the lord's dinner.

A kitchen boy can be seen roasting a pig over the kitchen fire. The meat hanging to the right of the fire is ready to be cooked.

In the foreground two women are preparing food. The one on the left is using a millstone to grind grain into flour while the other is using a mortar and pestle to grind herbs or spices.

Peasants



The peasants' main food was a dark bread made out of rye grain.

They ate a kind of stew called pottage made from the peas, beans and onions that they grew in their gardens.

Sweet foods eaten by peasants were those that grew naturally – apples, pears, berries and nuts. They also ate honey that they collected from the woods.

Most peasants kept pigs. As pigs could survive on acorns that could be found in the woods they were cheap and easy to keep.

They could hunt rabbits or hares but might be punished for this by their lord.

A Typical Daily Menu

Breakfast

This would be eaten early, probably as soon as the sun rose and would include dark bread, cheese, cold meat and fresh fruit.

Dinner

This would be eaten in the fields between 10 am and noon and usually consisted of dark bread and cheese with ale to drink.

Supper

This would be eaten at around sunset and would consist of a pottage made from vegetables and meat if available, served with dark bread and ale.



Peasants cooked and prepared their own food over open fires.

Bread was baked in the baker's oven.

Daily Routines

Noblemen



The daily routine for noblemen was the same throughout the year.

The day would begin at sunrise when, if not already awake the nobleman would be woken by his servants bringing water for him to wash and shave.

When he was dressed he would attend mass in his chapel. This would be followed by the first meal of the day.

After breakfast he would turn his attention to business. He would receive reports about the state of the land and any problems concerning crop production or harvest.

Time would also be spent on the financial aspect of running the manor – paying taxes and bills and ensuring that tenants had paid their rent.

Certain days of the year were also set aside for the lord to hear complaints and grievances from his tenants and also to settle any disputers.

At around mid-morning prayers would be heard before the main meal of the day, dinner.

After dinner the nobleman would spend time hunting or riding around his estate. He may also spend time practising with his weapons.

At sunset there would be prayers followed by supper in the great hall. Jugglers or minstrels would provide evening entertainment.

Prayers would be heard again before bedtime.

Peasants

Peasants rose before sunrise and began their day with breakfast. They would work on the land from sunrise to sunset stopping for lunch at around noon. They would eat their evening meal soon after sunset and go to bed as soon as it was dark.

The actual tasks carried out by peasants were governed by the farming year.

The Farming Year




Suggested Activities

1. Produce project or PowerPoint presentation to show the differences between the lives of the rich and poor
2. Imagine you are either a rich or a poor person. Write a letter explaining what your life is like; what you like about it the most and what you would like to change
3. Use http://www.historyonthenet.com/Medieval_Life/farming.htm to complete Farming Year table
4. Daily Routine timeline activity
5. Design and make a medieval house
6. Use wordsearches, quiz, anagram and crossword for starter, plenary or introductory activities

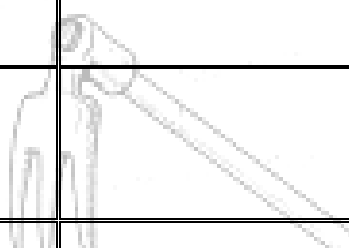

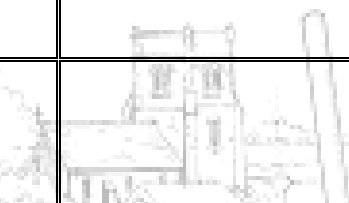


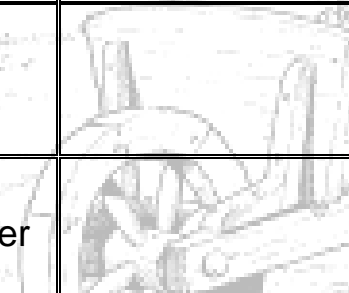


The Lives of the Medieval Rich and Poor

	Rich	Poor
Housing		
Clothing		
Food		
Daily Routine		





The Farming Year

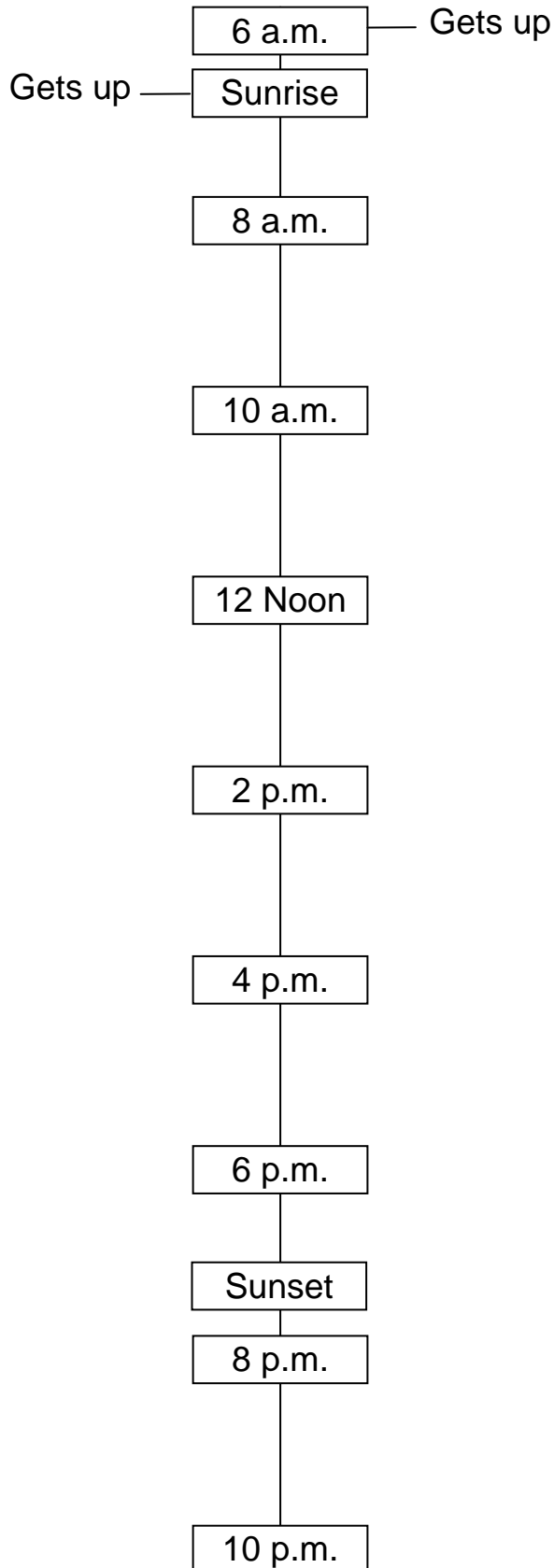
	Activities	Description
January		
February		
March		
April		
May		
June		
July		
August		
September		
October		
November		
December		

Timeline Activity

Complete this timeline to show the daily routine of a nobleman and a peasant



Nobleman



Peasant

Housing Wordsearch



UPSTAIRS
ANIMALS
WINDOW
STRAW
DAUB

SERVANTS
STABLES
HEARTH
ROOMS
DOOR

SHELTER
WATTLE
SMOKEY
STONE
OVEN

CHIMNEY
TIMBER
STICK
BRICK

Early Medieval Poor	Late Medieval Poor	Early Medieval Rich	Late Medieval Rich

Clothing Quiz

1. Choose the correct caption for the following pictures



a

- Early Medieval rich
- Early Medieval poor
- Late Medieval rich
- Late Medieval poor



b

- Early Medieval rich
- Early Medieval poor
- Late Medieval rich
- Late Medieval poor



c

- Early Medieval rich
- Early Medieval poor
- Late Medieval rich
- Late Medieval poor



d

- Early Medieval rich
- Early Medieval poor
- Late Medieval rich
- Late Medieval poor

2. Choose the correct ending to the following sentences

a. Most clothing was made out of

- Linen
- Wool
- Silk
- Cotton

b. A large hat was a sign of

- A large head
- Poverty
- Wealth
- A bad hat maker

c. Peasants' clothing was

- Embroidered
- Patterned
- Luxurious
- Plain & practical

d. Clothing in the Medieval period was

- Hot and heavy
- Cool and light
- Easy to wash

3. Choose the correct word for the following definitions

a. Item of clothing worn over the head and shoulders _____

b. Sleeved, belted garment worn by men _____

c. Jewellery item used to fasten a cloak _____

d. Usually made from linen, worn over the head _____

e. Leg covering worn by men _____

Clothing Wordsearch



UNDERSKIRT
SLEEVES
ITCHY
DRESS
COWL
FUR

EMBROIDERY
BROOCH
TUNIC
WOOL
HOT

STOCKINGS
TUNIC
LINEN
GOWN
HAT

Medieval Food Anagrams

Unscramble the letters to make a word connected to Medieval food

Bev eats leg		Pet goat	
Fur it		Beard	
Uppers		Bent qua	
If Ken		No sop	
Baker's fat		Red inn	
Team		Pices	

Medieval Food Wordsearch



BREAKFAST
CHEESE
SUPPER
KNIFE
HERBS
FISH

BANQUET
SPICES
BREAD
SPOON
WINE
NUTS

POTTAGE
DINNER
PLATE
FRUIT
MEAT
ALE

Farming Year Wordsearch




SCAREBIRDS
BUTCHER
PLOUGH
PLANT
SHEAR
MILL
TIE

FERTILISE
COLLECT
GATHER
WEAVE
SMOKE
SALT
DIG

HARVEST
REPAIR
WINNOW
PRUNE
WEED
SOW

Medieval Life Crossword



Across

- 3 Used to thatch the roof of a house (5)
- 4 Jewellery item used to fasten a cloak (6)
- 10 The simplest houses were made of this (6,3,5)
- 12 Most clothing was made out of this material (4)
- 13 Last meal of the day (6)

Down

- 1 Eaten on a Friday (4)
- 2 Work done by peasants depended on this (7,4)
- 5 Food eaten daily by the rich and poor (5)
- 6 Twigs woven together (6)
- 7 Cutlery item not available in the Medieval period (4)
- 8 Where horses were kept (7)
- 9 Thick stew eaten by peasants (7)
- 11 Item of clothing that covered the head and shoulders (4)




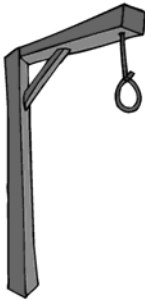
Crime and Punishment

Punishment

Throughout the medieval period it was believed that the only way to keep order was to make sure that the people were scared of the punishments given for crimes committed. For this reason all crimes from stealing to murder had harsh punishments.

Although there were gaols, they were generally used to hold a prisoner awaiting trial rather than as a means of punishment. Fines, shaming (being placed in stocks), mutilation (cutting off a part of the body) or death were the most common forms of punishment.

The table below shows typical punishments given for the most usual crimes.

Punishment	Description	Crime
<p>Fine</p> 	<p>A sum of money had to be paid to the Lord of the Manor or the King. Most people could not afford the fines so faced the punishments listed below.</p>	<p>Most minor crimes</p>
<p>Shame</p> 	<p>A period of time had to be spent in the stocks. The stocks were usually positioned in a public place and villagers would often throw rotten vegetables at the criminal.</p>	<p>Drunkenness, Swearing, Telling lies</p>
<p>Mutilation</p> 	<p>Cutting off part of the body. Amputation of ears, hands and tongue were all common punishments.</p>	<p>Stealing Hunting on royal ground without permission</p>
<p>Death</p> 	<p>The usual method of execution for men was by hanging. Most towns had a gibbet and bodies were left to rot as a warning to others. For treason the punishment was to be hung drawn and quartered.</p> <p>Women were usually strangled and burnt.</p> <p>Execution by beheading was used as a punishment for nobles found guilty of treason</p>	<p>Treason Murder, Arson, Mugging, Adultery Forgery, Guilty by Trial by Ordeal</p>

Guilty or Not Guilty

There was no police force in the medieval period so law-enforcement was in the hands of the community.

The Manorial Court

The manorial court dealt with all but the most serious crimes. It was held at various intervals during the year and all villagers had to attend or pay a fine.

All men were placed in groups of ten called a tithing. Each tithing had to make sure that no member of their group broke the law. If a member of a tithing broke a law then the other members had to make sure that he went to court.

The Lord's steward was in charge of the court. A jury of twelve men was chosen by the villagers. The jury had to collect evidence and decide whether the accused was guilty or not guilty and, if found guilty, what the punishment should be.

The King's Court – Trial by Ordeal

Serious crimes were heard by the King's court. The accused had to face trial by ordeal to decide whether they were guilty or not guilty.

Ordeal by Fire

The accused had to pick up a red hot iron bar and hold it while they walked three or four paces. Their hand was then bandaged. After three days they had to return to the court where the bandages were removed. If the wound was beginning to heal they were innocent but if the wound showed no sign of healing then they were pronounced Guilty.

Ordeal by Water

The accused had their hands and feet tied together. They were then thrown into water. If they floated they were guilty but if they sank they were innocent.

Ordeal by Combat

Noblemen would fight (usually to the death) in combat with their accuser. The winner of the battle would be considered to be in the right.

After 1215 Trial by Ordeal was replaced by Trial by Jury

Suggested Activities

1. Understanding Medieval Crime and Punishment worksheet
2. The Manorial Court You Decide worksheet
3. Manorial Court Drama Activity
4. Crime and Punishment wordsearch
5. Crime and Punishment anagrams

Understanding Medieval Crime and Punishment





Answer the following questions

1. Punishments in the Middle Ages were very harsh True False

2. People found guilty of crimes were sent to gaol True False

3. Complete the following table using these words:

Adultery, Arson, Drunkenness, Forgery, Illegal hunting, Lying, Minor crimes, Mugging, Murder, Stealing, Swearing, Treason

Punishment	Crime	Punishment	Crime
<p>Fine</p> 		<p>Shame</p> 	
<p>Mutilation</p> 		<p>Death</p> 	

4. Who was in charge of the Manorial Court? _____

5. How many men were in a tithing? _____

6. How many men were in a jury? _____

7. Which court used Trial by Ordeal? _____

8. What were the three types of Trial by Ordeal? _____

9. Do you think the Manorial Court system was fair? Yes No

Give reasons for your answer _____

10. Do you think Trial by Ordeal was fair? Yes No

Give reasons for your answer _____

The Manorial Court – You Decide

You have been selected to be a member of the Manorial Court jury for the court session of 15th October 1211.

For the following cases decide whether you think the accused are guilty or not guilty and if guilty what their punishment should be. All of the accused are too poor to pay a fine.

Evidence	Guilty or Not Guilty	Punishment if Guilty
<p>Mathilda is accused of telling lies On 22nd September Mathilda did not help with the harvest because she said she was ill. Several villagers saw her outside her hut that day and she did not look ill. Peter says that Mathilda does not like hard work and lied to have a day off.</p>		
<p>Cedric is accused of stealing Walter's chicken On the morning of 4th October Walter found one of his chickens was missing. The same evening Cedric and his family had chicken for dinner. Two villagers saw Cedric outside on the night of 3rd October and he was not usually outside at night. Cedric says he found the chicken in the woods.</p>		
<p>Benedict is accused of drunkenness and swearing Several villagers say that on the night of 31st August Benedict was creating a fearful noise on the green. He is known to have visited the inn on that night where he drank vast quantities of ale. Mary and Eleanor say they were very afraid and shut themselves in their hut.</p>		
<p>John is accused of mugging On the evening of 11th October Alice was walking across the green when she was hit on the shoulder. She did not see her attacker but believes it was John because she would not dance with him at the Harvest dance. Three villagers say that John was cross because Alice would not dance with him. Two villagers say that John is a kind man and would not hurt anyone.</p>		
<p>Margaret is accused of arson On the morning of 30th August a fire was discovered at the back of Hugh's hut. Most villagers were helping with the harvest but Margaret was absent. Several villagers say that Margaret likes fire and often stares into the flames. Hugh and Margaret had had an argument the night before.</p>		

Manorial Court Drama Activity

Cast

The Lord's Steward (LS)

12 Jury members

5 Accused people – Mathilda, Cedric, Benedict, John, Margaret

Witnesses – Peter, Henry, Walter, Abigail, Mary, William, Alice, Gregory, Hugh, Stephen

Setting

Table for Lord's Steward, two rows of chairs for jury, accused stand, witness stand, chairs at the front for guilty people to await punishment

Scene 1 – The trial of Mathilda

LS – I call Mathilda to the accused stand

Mathilda walks to accused stand

LS – Mathilda, you are accused of telling lies. On 22nd September you said you were ill and could not help with the harvest. I call Peter to the witness stand.

Peter walks to the witness stand

LS – Peter, give your evidence

Peter – Mathilda hates doing hard work and always complains that the harvest is hard work. She lied that she was ill to have a day off.

LS – Thank you Peter. I call Henry to the witness stand

Peter leaves witness stand. Henry walks to the witness stand

LS – Henry, give your evidence

Henry – I was working in the lower field and could see Mathilda's hut from where I was. She came outside and did not look ill.

LS – Thank you Henry

Henry leaves witness stand

LS – Mathilda would you like to say anything

Mathilda – I was ill, I get pains all over and can't work when I'm like that. I went outside to get some air. I don't tell lies, I was really ill.

LS to ask each jury member in turn whether they think Mathilda is guilty or not guilty. If the majority decision is not guilty Mathilda is told she is free to go. If the majority decision is guilty then LS asks each jury member in turn what punishment Mathilda should receive. Mathilda to sit at the front of the court to await punishment.

Scene 2 – The trial of Cedric

LS – I call Cedric to the accused stand

Cedric walks to accused stand

LS – Cedric, you are accused of stealing Walter's chicken on 3rd October. I call Walter to the witness stand.

Walter walks to the witness stand

LS – Walter, give your evidence

Walter – I got up in the morning and went to feed the chickens and one was missing. Later on I heard that Cedric was having chicken for dinner, he doesn't have any chickens so it must have been him that stole my chicken.

LS – Thank you Walter. I call Abigail to the witness stand

Walter leaves witness stand. Abigail walks to the witness stand

LS – Abigail, give your evidence

Abigail – I saw Cedric walking about that night and he was near Walter's hut. Cedric is normally indoors at night so it was odd to see him out.

LS – Thank you Abigail

Abigail leaves witness stand

LS – Cedric would you like to say anything

Cedric – I was out that night. I went for a walk because I had an argument with my wife. She was cross because we didn't have anything for dinner. I found a chicken in the woods and took it home with me.

LS to ask each jury member in turn whether they think Cedric is guilty or not guilty.

If the majority decision is not guilty Cedric is told he is free to go.

If the majority decision is guilty then LS asks each jury member in turn what punishment Cedric should receive. Cedric to sit at the front of the court to await punishment.

Scene 3 – The trial of Benedict

LS – I call Benedict to the accused stand

Benedict walks to accused stand

LS – Benedict, you are accused of drunkenness and swearing on the night of 31st August. I call Mary to the witness stand.

Mary walks to the witness stand

LS – Mary, give your evidence

Mary – It was late at night and there was a terrible noise coming from the green. I looked outside and Benedict was shouting and swearing. We shut the door and stayed indoors.

LS – Thank you Mary. I call William to the witness stand

Mary leaves witness stand. William walks to the witness stand

LS – William, give your evidence

William – I am the innkeeper and on that night Benedict came in and had a lot of ale. When he left he was staggering about and shortly afterwards he was on the green shouting and swearing.

LS – Thank you William

William leaves witness stand

LS – Benedict would you like to say anything

Benedict – I did go to the inn that night but I was not shouting and swearing. When I left it was a fine evening and I was dancing in the moonlight.

LS to ask each jury member in turn whether they think Benedict is guilty or not guilty.

If the majority decision is not guilty Benedict is told he is free to go.

If the majority decision is guilty then LS asks each jury member in turn what punishment Benedict should receive. Benedict to sit at the front of the court to await punishment.

Scene 4 – The trial of John

LS – I call John to the accused stand

John walks to accused stand

LS – John, you are accused of mugging Alice on the night of 11th October. I call Alice to the witness stand.

Alice walks to the witness stand

LS – Alice, give your evidence

Alice – I was walking across the green when I was hit hard on the shoulder. I fell down and did not see who had hit me but I believe it was John. John asked me to dance with him but I said no. My shoulder was very painful for weeks afterwards.

LS – Thank you Alice. I call Gregory to the witness stand

Alice leaves witness stand. Gregory walks to the witness stand

LS – Gregory, give your evidence

Gregory – I know John very well. He is a kind man and would not hurt anyone. He likes Alice and would not want to harm her at all.

LS – Thank you Gregory

Gregory leaves witness stand

LS – John would you like to say anything

John – I have never hurt anyone in my life. I like Alice very much and would never hurt her in any way. I was upset that she didn't want to dance with me but I accepted it. I would protect Alice not hurt her.

LS to ask each jury member in turn whether they think John is guilty or not guilty.

If the majority decision is not guilty John is told he is free to go.

If the majority decision is guilty then LS asks each jury member in turn what punishment John should receive. John to sit at the front of the court to await punishment.

Scene 5 – The trial of Margaret

LS – I call Margaret to the accused stand

Margaret walks to accused stand

LS – Margaret, you are accused of starting a fire outside Hugh's hut on 31st August. I call Hugh to the witness stand.

Hugh walks to the witness stand

LS – Hugh, give your evidence

Hugh – I was in the field helping with the harvest when I was told that there were flames near my hut. I ran home and found a fire. Luckily it was small and I managed to put it out but my hut could have been burned down. I think it was Margaret because we had been arguing on the night before.

LS – Thank you Hugh. I call Stephen to the witness stand

Hugh leaves witness stand. Stephen walks to the witness stand

LS – Stephen, give your evidence

Stephen – I didn't see Margaret in the fields that morning. She was there later on but not in the morning. Margaret has an obsession with fire I have seen her staring at flames whenever there is a fire.

LS – Thank you Stephen

Stephen leaves witness stand

LS – Margaret would you like to say anything

Margaret – It wasn't me. I was in the fields helping with the harvest. I don't know why Stephen didn't see me because I was there. It was not me that started the fire.

LS to ask each jury member in turn whether they think Margaret is guilty or not guilty.

If the majority decision is not guilty Margaret is told she is free to go.

If the majority decision is guilty then LS asks each jury member in turn what punishment Margaret should receive. Margaret to sit at the front of the court to await punishment.

Crime and Punishment Wordsearch



LORDSTEWARD
SWEARING
HANGING
MURDER
DEATH
ARSON
JURY

PUNISHMENT
STEALING
TITHING
ORDEAL
DRUNK
COURT

AMPUTATION
MANORIAL
STOCKS
CRIME
LYING
FINE

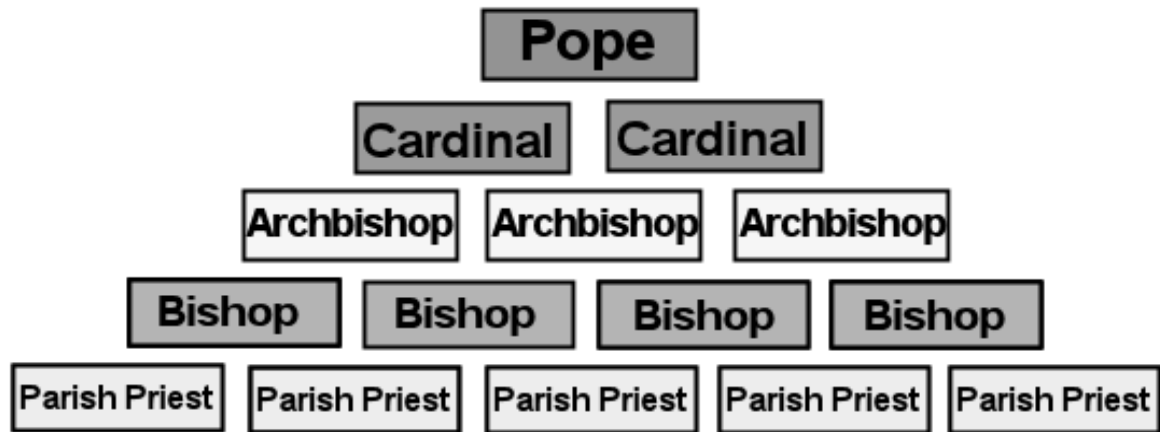
Crime and Punishment Anagrams

Unscramble the letters to make a medieval crime or punishment

Crimes		Punishments	
wires nag		fein	
sane rot		Kc to ss	
Kens den runs		nag nigh	
in still glee		age behind	
of gerry		I am top aunt	
red rum			
tin gales			
ran so			
mung gig			

Religion

The Roman Catholic Church was the only church in the medieval period and all people were Catholics. The church was very powerful and was controlled by the Pope in Rome. The diagram below shows the hierarchy of the church.



The Pope was very powerful and was seen as God's representative on Earth. Cardinals were important Archbishops and Bishops who directly served the Pope as well as carrying out their own duties. From 1059 Cardinals also had the duty of electing a new Pope. Archbishops and Bishops were usually members of the nobility. They were very wealthy, owned large areas of land and advised Kings. Although their roles were often the same Archbishops were higher than Bishops. Parish Priests were the hardest working members of the Church hierarchy. They worked in the Parish, holding church services, hearing confessions, visiting the sick and if they were educated teaching boys in the village. The Parish Priest was also responsible for collecting the church tax which had to be paid yearly by everyone. This tax, called the tithe, was one tenth of all new born animals and one tenth of crops harvested.



Religion was a very important part of people's lives. People believed that God and the Saints controlled their lives and the world around them and were responsible for things like the weather, diseases, bad luck and good luck. If bad things happened it was a sign that God was angry with the people.

People prayed to the Saints to ask for their help with things that concerned them. The picture left shows Saint Christopher, the patron saint of travellers.


All people had to attend Church at least once a week where they were taught about Heaven and Hell. They were told that they were sinful and that if they did not attend church they would go to Hell when they died and would live there in agony forever.

Those that attended church would go to purgatory when they died and would remain there until they were free of sin when they could go to heaven. Purgatory was not as awful as Hell but was still painful and unpleasant.

People therefore tried to gain forgiveness for their sins so that they would spend only a short time in purgatory.

The Parish Priest had the power to forgive people their sins and people attended confession regularly.

Another way of receiving forgiveness for sins was to go on a pilgrimage to the shrine of one of the saints. The most popular shrines in England were the shrine of Our Lady at Walsingham and the shrine of St Thomas at Canterbury. Chaucer's Canterbury Tales published at the end of the fourteenth century tells the story of a group of pilgrims who travel to Canterbury.




Some people chose to devote their lives to the Church and became monks or nuns. Monks entered a monastery and nuns entered a convent also called a nunnery.

Monks and nuns spent a lot of their time praying but they also gave food and money to the poor and provided shelter for travellers.

Many people gave gifts of money or food to monasteries and nunneries because they thought it would help them to go to heaven.

Picture Source



Picture Source Analysis

What the drawing shows

The top section shows three groups of people sitting on clouds in the sky. In the centre are two people seated on clouds. They have beards and so are male. They are holding a standard with an image of a dove. The groups of figures to either side are kneeling down and are praying. The clouds are resting on an arch. The land shown beneath the arch is bare with one hill in the background and some trees.

The middle section shows the inside of a church. The priest is at the altar holding a glowing light. The congregation contains men, women and children of different nationalities kneeling in prayer.

The bottom section shows a mass of naked figures in a rocky cave engulfed by flames. The figures that are praying appear to be less engulfed by flames than those that are not. One figure is rising out of the flames on a cloud with arms outstretched towards an angel.

Image interpretation

The three sections of the image appear to be located in the sky, on Earth and underground. As heaven is generally depicted as being above the Earth we can reasonably assume that the top section is showing Heaven and the middle section Earth. The Church taught that there was no return from Hell. As one figure is shown leaving the bottom section this section can be interpreted as showing Purgatory.

The two central figures in Heaven are wearing crowns and seated like Kings. God and Jesus are sometimes referred to as Kings of Heaven so we can interpret these figures as being God and Jesus. The dove shown on the standard they are holding is a symbol of peace. Heaven is therefore represented as a peaceful place. All the figures have halos showing that they are holy and also surrounded by light. The arch that the clouds of Heaven are resting on could represent the divide between Heaven and Earth or could represent a rainbow – a thing of beauty.

In contrast to Heaven Hell is shown as being underground and dark. The fact that the figures that are praying are less engulfed by flames than the others can be interpreted as saying that prayer is the only way out of Purgatory. The kneeling on the cloud is being taken out of Purgatory to Heaven by an angel.

The figures in the church congregation are all praying in order to reduce the time they spend in Purgatory. The glowing light held up by the Priest reinforces the view that light is upwards.

The way the angel is depicted also appears to suggest that the only way out of Purgatory to Heaven is through the Church.

Suggested Activities

1. Medieval Church Who's Who? Worksheet
2. Religion Questions
3. Source analysis
4. Using the Picture Source for guidance write a sermon for your Medieval congregation.
5. Draw pictures of Heaven and Hell and write a paragraph to show the differences between them.
4. Medieval Religion wordsearch
5. Crime and Punishment anagrams

Medieval Church Who's Who?

1. Number the boxes on the left from 1 – 5 to show their importance in the Medieval Church.

2. Draw a line from the person on the left to the correct description on the right

Archbishop

Very important.
Served the Pope
directly

Parish Priest

Very wealthy, owned
land and advised
Kings

Pope

Usually poor, held
church services and
collected taxes

Bishop

Very powerful, God's
representative on
Earth

Cardinal

Very wealthy, owned
land and advised
Kings

Medieval Religion

Answer the following questions

1. What was the religion of the Medieval Church? _____

2. Describe the church hierarchy _____

3. What did people think bad luck was caused by? _____

4. Why did people pray to Saints? _____

5. What was the tithe? _____

6. How often did people go to church? _____

7. Why did people go to confession? _____

8. Name the two most popular shrines in England _____

9. What were monks and nuns? _____

10. Do you think the medieval church controlled the people? _____


Explain your answer

Heaven



Hell





Medieval Religion Wordsearch



ROMAN CATHOLIC
CONFESSION
MONASTERY
NUNNERY
HEAVEN
POPE
MONK
NUN

PARISH PRIEST
PILGRIMAGE
CARDINAL
BISHOP
SAINT
PRAY
GOD

ARCHBISHOP
PURGATORY
SERVICE
CHURCH
TITHE
HELL
SIN

Answers

Section 1 – The Feudal System

Page 6–Feudal System Wordsearch

```

- - - - - L - - - - E
- - F - - - - O - - A - - - C
P - - O - - - - A - - N - - I
- R - - O - - - - T - - D N V
- - O - - D - - - - H - O - R
- - T T - - S - - - - R - - E
- - N - E - - E - - M - - - S
- - A - - C - - R A - - - - Y
- - S - - - T - N V - - - - R
- - A - - - - S - - E - - L A
- - E G N I K - - - - - E T
- - P - P R O V I D E - - A I
- T H G I N K - - - - - S L
- - - - - - - - - - - E I
- - - M A N O R - - - - - M
    
```

1. True
2. True
3. False
4. False
5. True
6. False
7. False
8. True
9. False
10. True
11. True
12. True

Section 2 – How Did Medieval People Live?

Page 24 – Housing Wordsearch

```

- R O O M S - - - W O D N I W
- - - - - S R I A T S P U - -
- - - - - - - - - E N O T S -
- K - O V E N D A U B - - S S
- C A N I M A L S - - - - E H
- I S T R A W - - - - S - R E
- R M - - - - - C - T T - V L
- B O - - - - H - - I I - A T
- - K - - - I D - - M C - N E
- - E - - M O - - - B K - T R
- - Y - N O - - - - E - - S -
- - - E R - - - - - R - - - -
- - Y - - - - S E L B A T S -
- - - - H T R A E H - - - - -
- W A T T L E - - - - - - - -
    
```

Page 24 – Housing Wordsort

Early Medieval	Late Medieval	Early Medieval	Late Medieval
Poor	Poor	Rich	Rich
Shelter	Shelter	Shelter	Upstairs
Stick	Animals	Animals	Servants
Straw	Wattle	Stables	Shelter
Room	Daub	Window	Chimney
Door	Window	Hearth	Animals
	Hearth	Smokey	Stables
	Smokey	Rooms	Timber
	Rooms	Stone	Window
	Door	Door	Hearth
		Oven	Rooms
			Brick
			Door
			Oven

Page 25 - Clothing Quiz

- 1a Early Medieval poor
- 1b Late Medieval rich
- 1c Late Medieval poor
- 1d Early Medieval rich
- 2a Wool
- 2b Wealth
- 2c Plain & practical
- 2d Hot and itchy
- 3a Cowl
- 3b Tunic
- 3c Brooch
- 3d Head dress
- 3e Stockings

Page 26 - Clothing Wordsearch

```

- N W O G W - - - F - - - -
- - - - O - - - U C - - - -
- - - O - - - R O - - - C -
D - L - - - - W - - - - I -
- R S - - - L T - - - Y N -
- - E - - - - R - - - R U -
- - V S - - T I - - - E T -
- - E G S - U K L - - D - B -
- - E N - - N S I - - I R - Y
- - L I - - I R N - - O - - H
- - S K - - C E E - O R - - C
- - - C T A H D N C - B - - T
- - - O - - - N H - - M - - I
- H O T - - - U - - - E - - -
- - - S - - - - - - - - -
    
```

Section 2 – Living in the Middle Ages contd

Page 27 – Food Anagrams

Bev eats leg – Vegetables
 Pet goat – Pottage
 Fur it – Fruit
 Beard – Bread
 Uppers – Supper
 Bent qua – Banquet
 If Ken – Knife
 No sop – spoon
 Baker's fat – Breakfast
 Red inn – Dinner
 Team – Meat
 Pisces - Spices

Page 28 – Food Wordsearch

```

- - - F - - - - T E U Q N A B
- K - R I - - - - N - - - -
- - N U - S P - - - U B - - -
B - - I - - H O - - R T - - -
- R - T F - - - T E - - S R -
- - E - - E - - A T - - - E -
- A S A - - - K - S A - - N -
- L E - D - F - - - P G - N -
- E E - - A - - - - O E I -
- - H - S - M E A T - - O D -
- - C T - - - E - - - - N -
- S U P P E R - T - E N I W -
- - S E C I P S A - - - - -
- - - - - - - - L - - - - -
- - - - - - - - P S B R E H -
    
```

Page 29 – Farming Year Wordsearch

```

- - - - - W O N N I W -
- - - - - S - - - W - - - -
- - - - - M - - - E - - F S
- - E - - - T O - - - E - E - C
R - I H - - S K M - - D R R - A
E - T G - - E E I - - T B E T R
H - - U - - V - L - I - U P N E
T - - O - - R - L L - - T A A B
A - - L - - A - I - - - C I L I
G - - P - - H S - - - - H R P R
- - - - - E - - - S S E - - D
W E A V E - - - - - O A R - - S
- - R A E H S - D W - - L - - -
- C O L L E C T - I - - - T - -
- - - - - - - - - G - - - -
- - - - - E N U R P - - - - -
    
```

Page 30 – Living in the Middle Ages Crossword

```

          F F
          I A
          S T R A W
        B R O O C H M
          B R I N G
    W A T F O R S R E P Y
    T R T A O E
S T I C K S A N D S T R A W
  L O B T R
  E W O O L A
    L E G
      S U P P E R
    
```

Section 3 – Crime and Punishment

Page 41 – Crime and Punishment Wordsearch

```

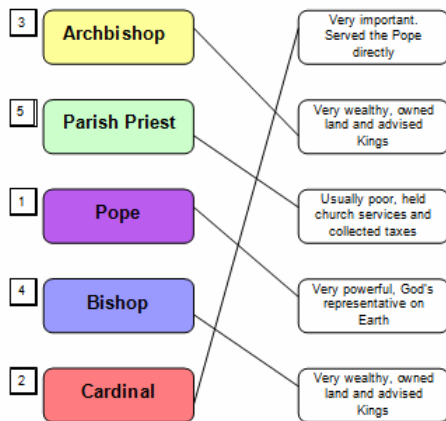
L - - - D R U N K P - E N I F
- Y - M - - J - - U - - - -
- E I A - - U - - N - - - -
- M - N - - R R G I G - S - -
H I - O G - Y E N S N - T N -
T R - R - C - D I H I - O O -
A C - I - O - R H M L - C I O
E - - A - U - U T E A - K T R
D - - L - R - M I N E - S A D
- - - - T - - T T T - - T E
- - S W E A R I N G S - - U A
- - - H A N G I N G - - - P L
- - - - - - - - - M -
L O R D S T E W A R D - - A -
- - - - - - - - A R S O N -
    
```

Page 42 – Crime and Punishment Anagrams

Crimes		Punishments	
Wires nag	swearing	fein	fine
Sane rot	treason	Kc to ss	stocks
Kens den runs	drunkenness	Nag nigh	hanging
In still glee	Telling lies	Age behind	beheading
Of gerry	forgery	I am top aunt	amputation
Red rum	murder		
Tin gales	stealing		
Ran so	arson		
Mung gig	mugging		

Section 4 – Religion

Page 48 – Who's Who?



Page 52 – Medieval Religion Wordsheach

P	-	-	-	T	N	I	A	S	-	-	-	-	-	-
O	-	-	P	R	A	Y	-	-	-	-	R	D	-	-
P	-	E	C	I	V	R	E	S	-	-	O	O	-	-
E	-	-	P	U	R	G	A	T	O	R	Y	M	G	-
P	A	R	I	S	H	P	R	I	E	S	T	A	-	-
-	-	-	-	-	P	O	H	S	I	B	N	-	-	-
-	-	-	-	-	P	O	H	S	I	B	H	C	R	A
-	-	-	-	K	N	O	M	-	-	-	A	N	-	-
T	P	I	L	G	R	I	M	A	G	E	-	T	U	N
I	-	-	Y	R	E	T	S	A	N	O	M	H	N	E
T	-	-	-	N	I	S	H	E	L	L	-	O	N	V
H	-	-	-	C	H	U	R	C	H	-	-	L	E	A
E	-	-	L	A	N	I	D	R	A	C	-	I	R	E
-	-	-	-	-	-	N	U	N	-	-	C	Y	H	-
-	-	-	-	-	N	O	I	S	S	E	F	N	O	C

Page 49 – Religion Questions

1. Roman Catholic
2. Pope, Cardinal, Archbishop, Bishop, Parish Priest
3. God's displeasure
4. To ask for their help with things that concerned them
5. A tax that was paid to the Church - one tenth of all new born animals and one tenth of crops harvested
6. At least once a week
7. To gain forgiveness for their sins
8. Our Lady at Walsingham and St Thomas at Canterbury
9. People that devoted their life to God.
10. Subjective question – good answer backed up with evidence and examples

Worksheets

Acknowledgements

**Written, published and printed by
History on the Net
www.historyonthenet.com**

**History on the Net
Is owned by**

H Y Wheeler
1 Flimwell Close
Eastbourne
East Sussex
BN23 8JL

Great care has been taken to ensure that the images used in this booklet are not in breach of any copyright laws. The main source for the images used in this booklet is www.clipart.com. Other images used have either been produced by History on the Net or have been thoroughly researched to ensure that they are in the public domain.

The copyright of this booklet and its contents remains the property of H Y Wheeler and History on the Net

© 2008 H Y Wheeler History on the Net



Information & Activity Worksheet Booklets

Medieval Life

History on the Net Information & Activity Worksheet Booklets

- present national curriculum linked historical information in an easy-to-understand format
- are illustrated throughout
- consolidate learning with associated activities
- come with full photocopy rights for the purchaser
- include answers to puzzles and activities

Medieval Life includes 4 sections

- The Feudal system
- How did medieval people live?
- Crime and punishment
- Medieval religion

History on the Net Information & Activity Worksheet Booklets cover the following topics:

- Historical Skills
- The Egyptians
- The Romans
- Medieval Life
- The Tudors
- Black Peoples of America
- World War One
- World War Two Causes
- World War Two Home Front
- Prisoners of War



© History on the Net 2008 All Rights Reserved
www.historyonthenet.com/shop