



Medication Safety Patrol: Pharmacy Crossword Puzzle

Synopsis and Instructions

Participants will apply their understanding of safe medication-taking practices and common pharmacy terms by completing a crossword puzzle.

Materials

- Pens and Pencils
- One "Crossword Puzzle" per person

Answers

Across	Down
3. A person your parents can talk to with questions about medicine. [PHARMACIST]	1. A type of medicine that a doctor prescribes to treat disease or injury. [PRESCRIPTION]
4. A substance that is used to treat disease or injury. [MEDICINE]	2. Always examine the medicine _____ to identify instructions and who can take the medicine. [LABEL]
6. Only take medicines when given to you by a trusted _____. [ADULT]	5. An UNSAFE place to store your medicines in the bathroom or kitchen. [COUNTER]
7. A SAFE place to store your medicines in the bathroom or kitchen. [CABINET]	8. Always follow the _____ on how to take a medicine. [INSTRUCTIONS]
9. Never _____ your medicines with others or take somebody else's medicine. [SHARE]	
10. Always keep medicines in their original _____ or container. [BOTTLE]	

Talking Points

- Safe storage places for medicine include locked cabinets or high shelves where children cannot reach.
- We should always keep medicines in their original container so that they cannot be mistaken for candy or another medicine.
- Everyone is different, so we should never share medication or take somebody else's medicine. This ensures that medicine will continue to help us, not hurt us.
- It is important to only take medicine from a trusted adult. This ensures we take the medicine correctly, allowing it to help us, not hurt us.

Lit. No. 5CR12150

GenerationRx

Preventing the Misuse and Abuse of Prescription Medications

Crossword Puzzle

Pharmacy Clues Crossword Puzzle

Directions


Complete the crossword puzzle by matching the clues in the table with a word listed in the word bank.

Across

3. A person your parents can talk to with questions about medicine.
4. A substance that is used to treat disease or injury.
6. Only take medicines when given to you by an _____.
7. A SAFE place to store your medicines in the bathroom or kitchen.
9. Never _____ your medicines with others or take somebody else's medicine.
10. Always keep medicines in their original _____ or container.

Down

1. A type of medicine that a doctor prescribes to treat disease or injury.
2. Always examine the medicine _____ to identify instructions and who can take the medicine.
5. An UNSAFE place to store your medicines in the bathroom or kitchen.
8. Always follow the _____ on how to take a medicine.



Word bank:

Medicine	Instructions	Bottle
Prescription	Adult	Pharmacist
Cabinet	Share	
Label	Counter	

Medication Safety Patrol: Prescription Puzzlers



Synopsis and Instructions

Participants will solve a variety of math problems written in the context of pharmacy. Select the worksheet appropriate for the grade level of your students.

Materials

- Pens or pencils
- Crayons or markers
- One "Prescription Puzzlers" per person

Talking Points

You may elect to discuss with children how pharmacists use math in their profession. Examples include calculating dosages, counting medication to fill a prescription, and calculating how often patients should take their medicine.

Lit. No. 5CR12150

GenerationRx

Preventing the Misuse and Abuse of Prescription Medications

Prescription Puzzlers

Directions

Write the sum for each problem. Then, color according to the key at the bottom.

2 + 5 =

6 + 6 =

10 + 4 =

PHARMACY

Rx

7 + 7 =

1 + 5 =

3 + 3 =

3 + 9 =

4 + 3 =

8 + 8 =

3 + 2 =

5 + 9 =

1 + 6 =

4 + 8 =

7 + 8 =

9 + 6 =

3 + 3 =

3 + 6 =

13 + 3 =

2 + 8 =

3 + 5 =

6 + 4 =

Brown 6, 8, 10, 15

Orange 4, 11, 17

Blue 7, 12, 14

Red 3, 13

Pick your own 5, 9, 16

GenerationRx

Preventing the Misuse and Abuse of Prescription Medications

Prescription Puzzlers

Directions

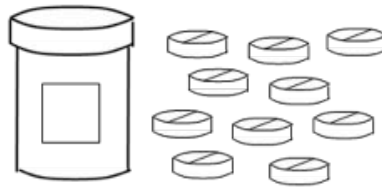
Solve each problem by filling in the blanks.

Pharmacist Polly has 6 bottles of medicine. She divides them into 2 groups. How many bottles are in each group?



$$\underline{\quad} \div \underline{\quad} = \underline{\quad}$$

There are 10 pills in a bottle. An adult divides the pills in 5 groups. How many pills are in each group?



$$\underline{\quad} \div \underline{\quad} = \underline{\quad}$$

There are 4 teaspoons of medicine. An adult swallows half of them. How many teaspoons are left?




$$\underline{\quad} \times \underline{\quad} = \underline{\quad}$$

Pharmacist Polly counts 9 pills. She places one-third of the pills in a bottle. How many pills are in the bottle?



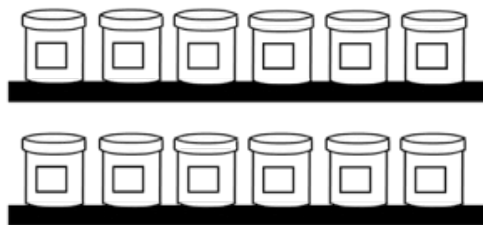
$$\underline{\quad} \times \underline{\quad} = \underline{\quad}$$

Pharmacist Polly has 8 empty bottles. She fills one-quarter of the bottles. How many bottles did she fill?



$$\underline{\quad} \times \underline{\quad} = \underline{\quad}$$

There are 12 bottles of medicine on a shelf. The Pharmacist removes half the bottles. How many are left?



$$\underline{\quad} \times \underline{\quad} = \underline{\quad}$$



Medication Safety Patrol: Patrol Drawings

Synopsis and Instructions

Participants will create a drawing that raises awareness about the importance of following safe medication-taking practices. Participants are encouraged to include one of the following principles:

1. Never share your medicine with others or take somebody else's medicine.
2. Keep medicines in their original bottles or containers.
3. Always store medicines in safe places within your home.
4. Only take medicine when given to you by a trusted adult.

Materials

- Pens or pencils
- One "Drawing Worksheet" per person

Talking Points

You may ask participants to share with the group (or with yourself) why they elected to draw about the specific principle they selected. For each principle, you could add:

- **Principle 1** – Everyone is different, therefore sharing your medication with others or taking somebody else's medication may hurt, not help you (or them).
- **Principle 2** – This prevents medication from being mistaken as candy or another medication.
- **Principle 3** – Safe places include locked cabinets or high shelves where children cannot easily reach.
- **Principle 4** – This ensures that we are taking medicine according to instructions, allowing it to help us, not hurt us.

Lit. No. 5CR12150

GenerationRx

Preventing the Misuse and Abuse
of Prescription Medications



Drawing Worksheet

Directions

Make a drawing informing your community about the importance of following one of the following safe medication-taking practices:

1. Never share your medicine with others or take somebody else's medicine.
2. Keep medicines in their original bottles or containers.
3. Always store medicines in safe places within your home.
4. Only take medicine when given to you by a trusted adult.

