


the Dog Listener

Be safe around dogs: Become a Dog Listener!



Activity
Copymasters

**AKC's Safety Around Dogs
Program for Kids of All Ages.**



AMERICAN
KENNEL CLUB[®]

Dear Educators:

Since dogs are a big part of our society, the American Kennel Club® believes every child should be taught how to behave safely around them. From the family's own to the neighbor's dog, from the dog running loose in a park to one sitting in its owner's car, dogs provide us with clues on their disposition or mood. Understanding those clues or body language will help children avoid dangerous situations.

The AKC® designed this activity guide with safety as the top priority. This guide includes games, mazes, puzzles and coloring opportunities that encourage safe behavior around dogs. It teaches children how to read a dog's mood or as we like to say become a "dog listener." Designed for children of all ages, younger children may need you to read along with them as they complete the activities. Children can further their understanding of proper, safe behavior around dogs by participating in these activities.

All dog owners should properly obedience train and socialize their dogs. From an early age, dogs should be well-socialized with other dogs and with a variety of people, including children. Trained, obedient, socialized dogs are less likely to growl, bite, or become threatening around small children.

Children who learn to treat all dogs with careful consideration and respect, and who learn how to steer clear of potentially dangerous situations will be safer around dogs.

This booklet and its accompanying DVD teach children how to greet a dog, how to respect a dog's space (by learning to hear it's nonverbal communication) and how to avoid a stray dog, and what to do when they see a group of loose dogs.

Please show the "The Dog Listener" DVD; then use the activities in this guide to reinforce the DVD's safety lessons.

You may copy each activity page as often as necessary or distribute individual copies of the booklet to children. After students complete the activity sheets, encourage them to take the "Dog Listener" quiz and then fill in their names and color the certificate on the last page of the booklet for work well done.

Thank you for helping the AKC teach children to be "Dog Listeners" and to be safe and enjoy dogs!

Sincerely,



**AMERICAN
KENNEL CLUB®**




Table of Contents

Inside Front Cover:

Note from the AKC

Page 2: How to Greet a Dog

Page 3: Megan Meets a Mastiff

Page 4: Make Like a Tree

Page 5: What to do if You See a Lost Dog

Pages 6-7: How to Listen to a Dog

Page 8: Have Fun With Your Dog!

Page 9: Train Your Dog




Pages 10-11: Help Justin Find His Way Home from School

Pages 12-13: If a Group of Loose Dogs Approaches...

Pages 14-15: Tommy Learns About Safety

Page 16: Safety Crossword

Inside Back Cover: Certificate



AMERICAN
KENNEL CLUB®

805 I Arco Corporate Drive
Suite 100
Raleigh, NC 27617-3390
Tel: 919-233-9767
www.akc.org

The American Kennel Club Mission Statement

The American Kennel Club is dedicated to upholding the integrity of its Registry, promoting the sport of purebred dogs and breeding for type and function. Founded in 1884, the AKC and its affiliated organizations advocate for the purebred dog as a family companion, advance canine health and well-being, work to protect the rights of all dog owners and promote responsible dog ownership.




AMERICAN
KENNEL CLUB®

How to Greet a Dog

Remember these steps when meeting and greeting a dog. Always ask permission to pet a dog when it is on a leash and with its owner. Never greet a loose dog without an owner.

Even if you know the dog and are friends with its owner, it's important to remember and follow this plan.



Grab some crayons, and color this illustration!

- 1.** Always walk slowly to the dog's owner to ask if you can pet the dog.
- 2.** It's important to receive permission before petting the dog. If the owner says "no," politely accept the answer, and don't pet the dog.
- 3.** If the owner says "yes," curl your hand into a closed fist with the back of your hand facing upward. Extend your hand slowly to the dog.
- 4.** Allow the dog to sniff the back of your hand. We recognize people on sight; dogs recognize people by scent. Dogs sniff people to learn their scent.
- 5.** After the dog has sniffed your hand and has become familiar with you, pet it gently under the chin or on the chest.



AMERICAN
KENNEL CLUB®

Megan Meets a Mastiff

Megan and her mom are walking in the park near their home. As they round a corner on the trail, Megan spots a very large dog walking on a leash with its owner. The dog has floppy black ears and is about as tall as Megan. Megan wants to pet the dog.

1. What should she do?

- A. run up to the dog screaming excitedly
- B. approach the owner and dog slowly, and politely ask if she may pet the dog
- C. immediately begin patting the dog on the head

Mr. Morrison, the dog's owner, introduces Megan to his dog.

"His name is Mighty, and he is a Mastiff," says Mr. Morrison. "The Mastiff is one of the largest breeds of purebred dogs."

"Gosh," says Megan. "He is very big. May I pet him?"

"Yes," says Mr. Morrison. "Mighty is friendly. But you have to pet him correctly."

2. What should Megan do first?

- A. curl her hand into a fist, and slowly offer the back of her hand to the dog
- B. wave her hands in front of Mighty, and call his name
- C. jump up and down to get Mighty's attention

"That's good," says Mr. Morrison after Megan gently offered her hand to Mighty. "You followed the proper first step in greeting a dog."

Mighty sniffs Megan's hand. Now she is ready to pet Mighty. Mr. Morrison asks Mighty to sit, and the Mastiff obeys immediately. Mighty waits quietly for Megan to pet him.


3. Where should Megan pet Mighty?

- A. on the tail
- B. under the chin or on the chest
- C. under his tummy

"Thank you Mr. Morrison," says Megan as she gently rubs Mighty's chin. "He's really sweet."

Mighty wags his tail while Megan pets him. After a few minutes, Mr. Morrison asks Mighty to stand, and the two continue along the trail.

"Gosh, that was fun. I've never petted a dog as big as Mighty before," says Megan. She takes her mother's hand, and they finish their walk.



Make Like a Tree



**Color this
picture.**



“Make like a tree.” This safety tip could prevent injury if you encounter a threatening or a loose dog. A dog should be kept on a leash when it is out in a public place. However, you may see a dog wandering loose without an owner.

Never approach or pet a loose dog or a dog without an owner. But a loose dog may approach you. In that case, don’t run away, and don’t yell or make loud noises.

If a loose dog approaches:

- Stand very still like a tree.
- Cross your arms over your chest, as if you are giving yourself a great big hug. (This shape forms the trunk of your tree.)
- Look away from the dog. Dogs think direct eye contact is a challenge for power and control. You do not want to challenge the dog. You want the dog to go away.

Unscramble the missing word in each of the sentences below.


1. If you see a dog you don’t know, stand very still like a _____ (**ERTE**) and _____ (**SROSC**) your arms over your chest.
2. Look _____ (**YWAA**) from loose dogs.
3. When a dog is out for a walk, it should be on a _____ . (**HASEL**)
4. If you see a stray dog in your neighborhood, tell an _____ (**TULDA**) immediately.
5. Before petting a dog you don’t know, always ask the owner for _____ . (**SERPMISONI**)

ANSWERS

1. tree, cross, 2. away, 3. leash, 4. adult, 5. permission.

What to Do if You See a Lost Dog

If you were playing outside and saw a dog you didn't know wandering in the neighborhood, what would you do? Draw a line connecting the paw-print trail to learn how you can stay safe, and help a lost dog find its way home.




Tell an adult about the dog.

Never run to or away from a dog you don't know. Stand still, then slowly and quietly back away from the dog.

If the dog doesn't have identification, ask the adult to call area vets and the animal shelter to help find the dog's owner. If the dog has a microchip, the vet or shelter can use a scanner to find the chip and the dog's home.

If the dog is friendly, the adult can check for its ID tags and call the dog's owner.


If the dog is not friendly, stay away from it, and ask the adult to call an animal control officer.





AMERICAN
KENNEL CLUB®

How to Listen to a Dog



You should not approach a strange dog without an adult present. If an adult is around or when you are in the company of a dog you know, his body language communicates how he feels. Learning to read body language or “listening” to what the dog is trying to tell you will help you stay safe around dogs.

Signs of a relaxed dog are:

- Tail down or wagging back and forth
- Its mouth and lips are relaxed (may appear to be smiling)
- Ears are neither back or forward
- You may be able to see its tongue
- Hair will lie smooth along its back

Signs of a threatening dog are:

- Wrinkled nose that draws back to reveal its teeth
- Body may appear tense and cocked
- Hair along the back of its neck may be raised, forming a long column along the spine
- May growl or snarl
- Ears may be pinned back


It is best to avoid any dog displaying any of these signs or acting in a threatening manner.




AMERICAN
KENNEL CLUB®

**Can you tell which dog is in a friendly mood?
Circle the letters of your answers below.**


1. A




B



2. A




B



3. A



B



ANSWERS
.....
1-A, 2-A, 3-B



Have Fun With Your Dog!



Your dog loves to be with you and have fun! Why not have fun together? Once your dog has basic obedience, there are many fun activities you can get involved in with your dog.



All dogs can join in the fun! Your dog can become an AKC Canine PartnerSM and compete in events, like Agility, Obedience and AKC Rally[®]!









Ask your parents to sign up your dog today at moredogfun.com.

AKC Canine PartnersSM

LOTS MORE DOG FUNSM

Help Justin Find His Way Home from School

Keep the following rules in mind when you are walking through your neighborhood or any other time you may encounter dogs.


-  Respect a dog's space. Keep your hands away from a dog's fence. A dog considers its yard personal property and may growl or bite to protect it.
-  The same rule applies to a car. Don't reach through a car window to pet a dog. A dog considers its car personal property and may bite to protect its territory.
-  If you should see two dogs fighting, don't reach your hand between them to try to separate them. Find an adult to help. Even if one of the dogs is yours, always find an adult to help. You could become seriously injured if you try to separate the dogs yourself.
-  "Let sleeping dogs lie" is a good rule to follow. That goes for a dog that is eating or drinking as well.
-  Be cautious around a mother dog with her puppies. She will be naturally protective.
-  A dog likes its toys and may not like it if you try to take one away. If a dog will not drop a toy from its mouth on command, ask an adult for help.

start here!






Justin is walking home from school. He needs to sidestep danger and arrive home safely. Look closely at this maze. There are several situations Justin should avoid because they could lead to dog bites. He should avoid approaching or petting a dog behind a fence, a sleeping dog, a dog with its toy, a loose dog and a dam (mother dog) and her pups.



If a Group of Loose

If you see a group of loose dogs running toward you, you may be scared and even cry, but stay calm, and try to get away from the dogs. Do not stare at the dogs or throw things at them. Take something you have with you, such as a book from your backpack or a hat. Toss the object away from you and away from the dogs. This should attract their attention toward the object — and away from you. The dogs should move toward the thrown object to sniff and investigate it. This will give you a chance to slowly turn and walk away.

**Look at the pictures below.
Answer the questions on the lines next to the pictures.**




1. What is Jack doing wrong?

2. What is Jack doing wrong?




Dogs Approaches . . .

3. What is Jack doing correctly?



4. What is Jack doing correctly?



ANSWERS

1. Jack is staring directly at the group of dogs. The dogs may see this as a challenge to a fight.
2. Jack is throwing rocks at the dogs. This could make them angry, and they could try to bite Jack.
3. Jack is tossing his baseball cap away from him and away from the dogs. This could distract the dogs and draw their attention.
4. Once the dogs are interested in the hat instead of Jack, he correctly walks away with his hands in his pockets.

Tommy Learns

Unscramble the words below, and help Aunt Sally teach Tommy about safety.

Tommy visits his Aunt Sally a few times a year. Aunt Sally has a little dog named Tickle. Since Tommy doesn't visit Aunt Sally every weekend, sometimes she needs to remind him how to play safely with Tickle.

"Gosh," says Tommy, "I hadn't thought about that. How should I get the _____ **(LBAL)**?" Aunt Sally walks over to Tickle and commands her dog to _____ **(PDRO)** the ball.

On Saturday Tickle and Tommy are playing in Aunt Sally's backyard. Aunt Sally is trimming her hedges while Tommy throws a bright red _____ **(ALLB)** and Tickle fetches it. After the third throw, _____ **(LESTKCI)** lies down and starts chewing on the ball. Tommy wants to keep playing, so he reaches toward Tickle's _____

(HUOTM).

"Stop," says Aunt Sally. "Tickle does not know you very well, and she might feel threatened by you reaching for the ball in her mouth."



Remember: Respect a dog's space. Don't reach for a toy in an unfamiliar dog's mouth. Train your dog to drop toys on command.

About Safety

Tickles releases the ball instantly.

“OK,” says Tommy. “I see now that I shouldn’t take a toy away from a dog I don’t know very well.”

“Right,” says Aunt Sally, scratching Tickles behind the ears.

Later that afternoon Aunt Sally _____ **(DEFES)**

Tickles. She puts dry food in a


_____ **(HDIS)** and calls her dog.

Tickles comes running, and soon her nose is buried in the bowl. Tommy walks into the kitchen, sees Tickles and

reaches down to _____ **(TEP)**

her. “Wait a minute,” says Aunt Sally. “It’s best not to disturb Tickles while she is eating. She may get upset.”

Tommy sits down at the table where his Aunt Sally is tossing a salad for their dinner.



“Can I play with Tickles after she is finished _____ **(NGITAE)?”**

asks Tommy. Aunt Sally pats his hand.

“Of course, dear,” she says. “Once Tickles is finished she will be happy to _____

(YAPL) with you.”



Remember: Dogs are protective of their food dishes and may become upset or feel threatened if you try to pet them. Wait for a dog to finish eating, drinking, or sleeping before you pet or play with it.

Safety Crossword

Use the clues to complete the crossword below.



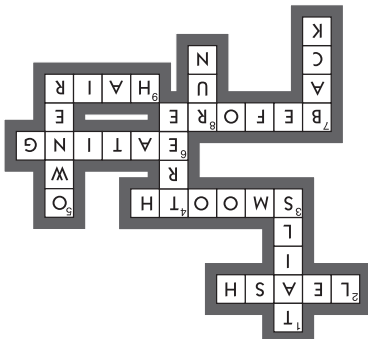
Down

1. Don't tug on dogs' _____.
4. If a loose dog approaches you, stand very still like a _____.
5. Don't approach a dog without its _____.
7. Before you pet a dog, let it sniff the _____ of your hand.
8. Never _____ when you see a loose dog.

Across

2. Dogs should be kept on a _____ when walking in public places such as the park or near a playground.
3. When a dog's coat is _____ along its back, it may be relaxed.
6. Never disturb a dog while it's _____.
7. Always ask permission _____ petting a dog.
9. When a dog's _____ is raised along its back, it may not be in a friendly mood.


ANSWERS



Congratulations!

Now that you have watched "The Dog Listener" and completed the activity guide you have earned the title of "Dog Listener." Color this certificate and hang it in your room, classroom, or on the refrigerator. As a Dog Listener you should remember to always act safely around dogs.

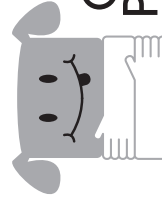
"Your Safety Begins with You."




has completed the requirements to become an AKC Dog Listener.




AMERICAN
KENNEL CLUB®



AKC
Canine
Partners™




www.akc.org



Brought to you by:



**AMERICAN
KENNEL CLUB®**



**AKC
Canine
PartnersSM**

**The American Kennel Club
8051 Arco Corporate Drive, Suite 100
Raleigh, NC 27617-3390
(919) 233-9767
info@akc.org**

The information contained herein is a general guide and provided to offer suggestions to children for safety around dogs. Because all animals, including dogs, may be unpredictable and have individual characteristics and traits, AKC cannot and does not warrant that following these suggestions will prevent injury or harm. Therefore, AKC disclaims responsibility for any event resulting from the use or misuse of the information contained herein.

www.akc.org

PBSAF2 (12/10)