

Camping Preschool Pack



Thanks so much for stopping by my site and downloading this file. I hope that you and your child have MUCH fun together using this free resource! Please note that there are TWO downloads for the complete Camping Preschool Pack! You can find all of my files and links for this unit on this webpage:

<http://homeschoolcreations.com/campingpreschoolpack.html>

This pack contains early learning printables to use with your preschooler when studying about camping. I would highly recommend printing the activities from this set onto cardstock so that they are sturdier for younger hands.

If you would like to share, please share a link to my blog or to the page that hosts these files. Please do not link directly to just the PDF files (the link you are at now). Please feel free to print this pdf file for your own personal use. They were created for private and non-profit use. Please do not sell or host these files anywhere else.

Created by Jolanthe @ <http://homeschoolcreations.com>

June 2011

Graphics from [JD Digi Designs at My Grafico](#)

Use the top section for your child to practice writing his/her name and add to the front of a lapbook or file folder if storing your child's work. Depending on the book that you use for your adventure, have your child summarize the book and record what they tell you. Add the mini 'book report' to the front of your folder.




what happened in the story?

My favorite part of the book was...




campers



tent



fire




lantern



canteen




backpack



Compass




bug spray



S'more




campers



tent



fire



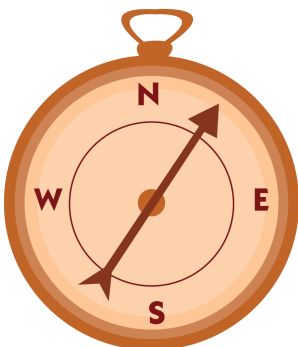
lantern



canteen




backpack




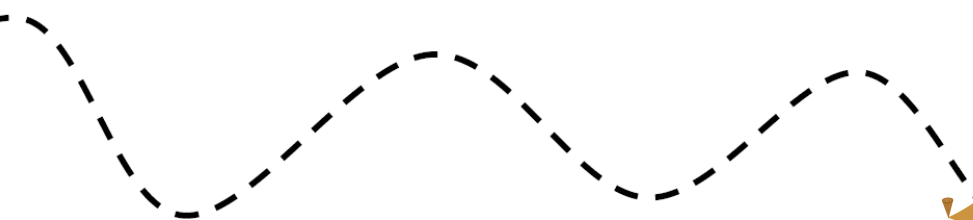
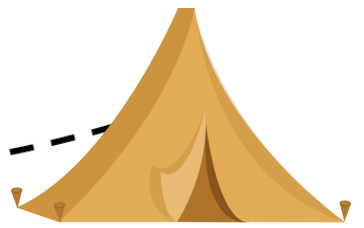
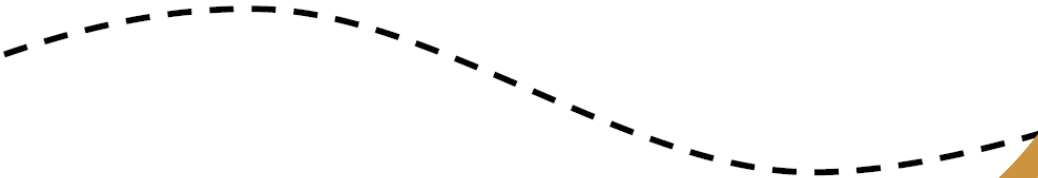
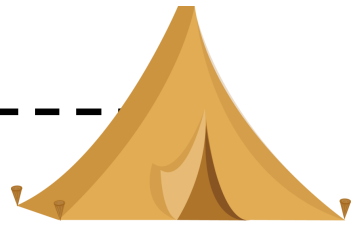

Compass

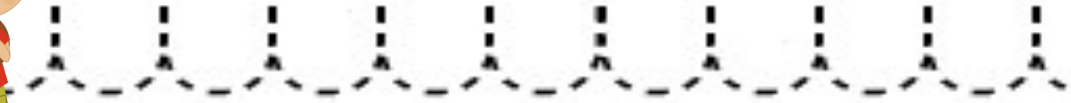


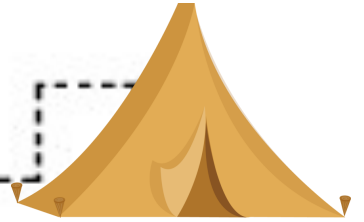




bug spray



S'more



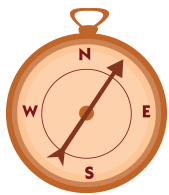






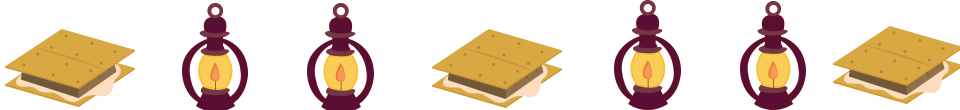


Things You Eat


Things You Don't Eat

Which things below are things you eat? Which ones wouldn't you eat?



What comes next?






C

O


P



N

I

T



L

F

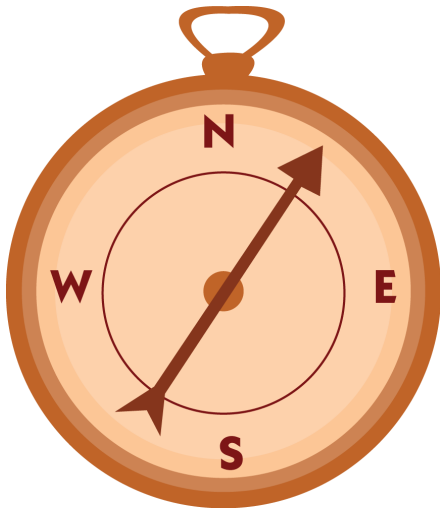
E



T

N

C



S

M

C



P

F


D



G

B

S




S

R

M




C O P



N I T



P F D




L F E



T N C




B P K



S M C




G B S



S R M




c o p



n i t



p f d



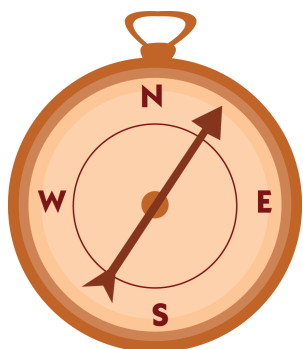
l f e



t n c




b p k



s m c




g b s



s r m



Camper




S'more



Backpack




Fire



Tent



__ampers




__'more



__ackpack




__ire



__ent



campers




s'more



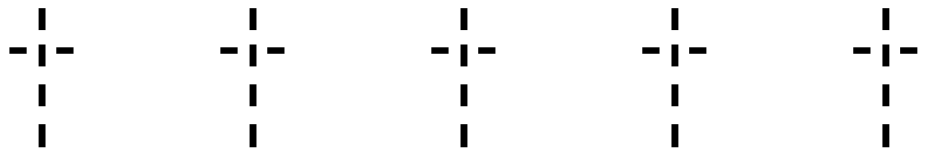


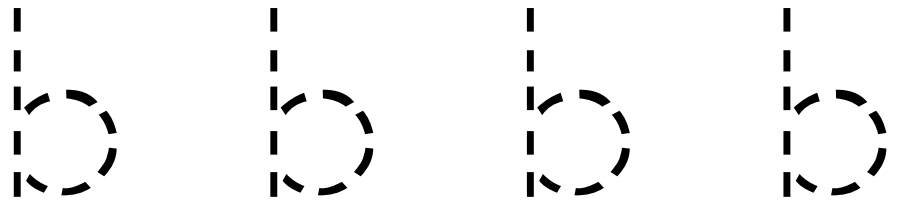

backpack



fire




tent





Three horizontal lines for handwriting practice: a solid top line, a dashed middle line, and a solid bottom line.




Three horizontal lines for handwriting practice: a solid top line, a dashed middle line, and a solid bottom line.



Three horizontal lines for handwriting practice: a solid top line, a dashed middle line, and a solid bottom line.



Three horizontal lines for handwriting practice: a solid top line, a dashed middle line, and a solid bottom line.



Three horizontal lines for handwriting practice: a solid top line, a dashed middle line, and a solid bottom line.