

Take Action and Recycle!



**Michigan's RECYCLING
Coloring and Activity Book**



Dear Recyclers,

Having fun and taking care of our environment go together naturally. This coloring book gives you some fun activities that will help you think about ways to protect our Earth by recycling.

We should all try to use less, so we make less trash.

We can reuse many bags, boxes, and other containers which reduces the amount of trash created. Much of the trash we end up with can be recycled and made into new items.

So remember to Reduce, Reuse, and Recycle!



Prepared by the Michigan Legislature

This information is provided free to Michigan citizens and is not for reproduction for resale or profit.

What Is RECYCLING

???

Recycling is one of the best ways to protect our Earth and its natural resources.

Recycling is when used materials like old newspapers and milk jugs are turned into new items! Newspapers can be used

to make notebook paper. Plastic bottles can be turned into a park bench!

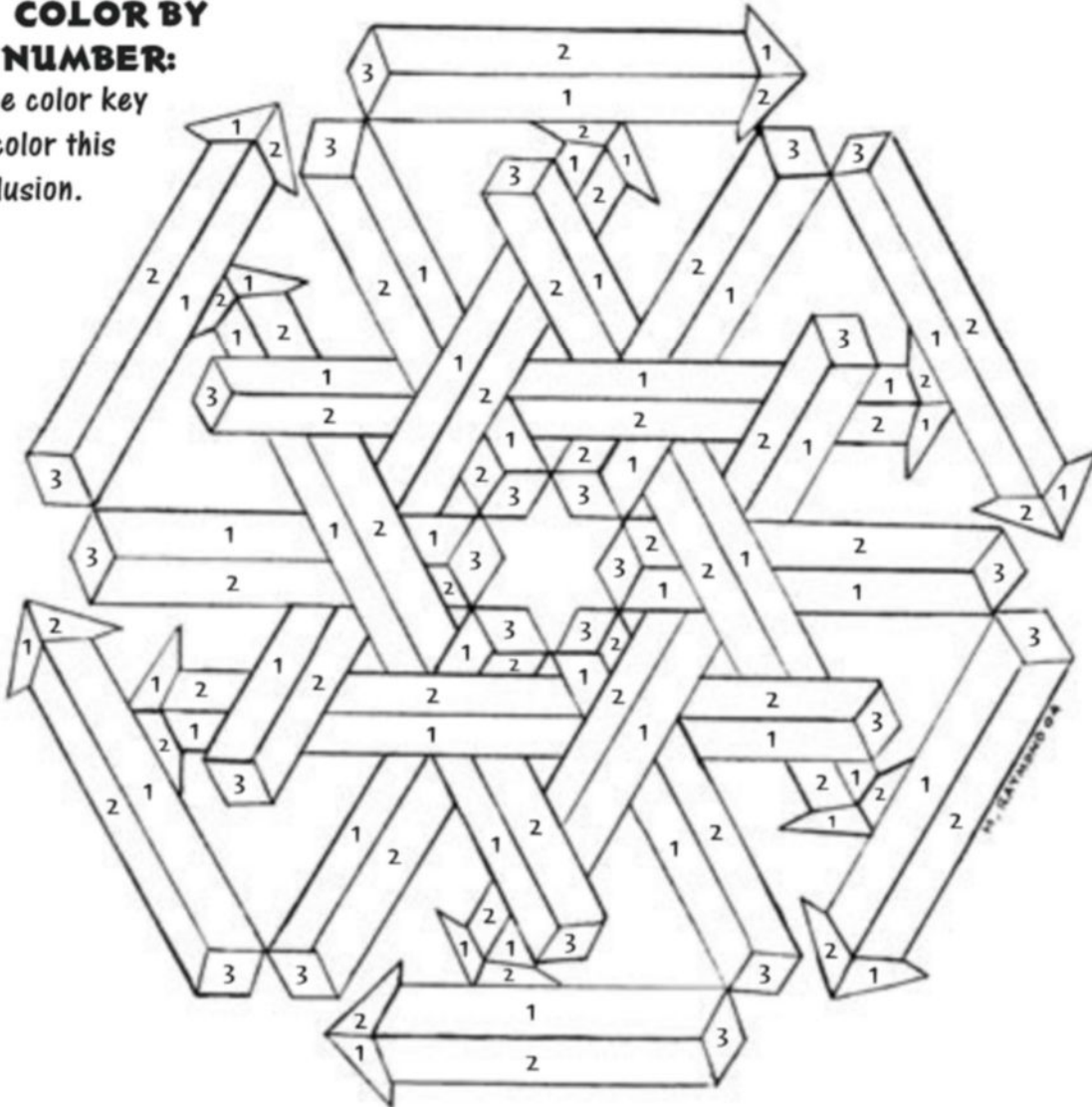
Recycling is a great way each of us can help to make a really big difference!

Just like this optical illusion...



COLOR BY NUMBER:

Use the color key below to color this optical illusion.



COLOR KEY:

- 1 = BLUE
- 2 = ORANGE
- 3 = GREEN

...there is more to RECYCLING
than meets the eye!

What Can Recycling Do?

Used aluminum cans...



...can be turned into brand-new cans!



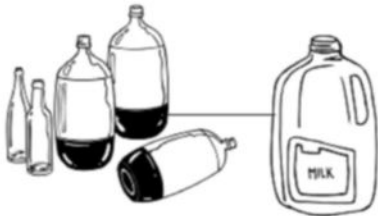
Used glass bottles and jars...



...can be turned into brand-new bottles and jars!



Used plastic bottles...



...can be turned into yard furniture!




Old newspapers...



...can be turned into new paper, toilet paper, and paper towels!





Help Keep Michigan Litter Free!



Recycling symbols like these shown below, represent the three parts that make up the recycling process.



The top arrow represents all of us who collect recyclable materials and put them in our curbside pick-up bins or take them to our community recycling centers.

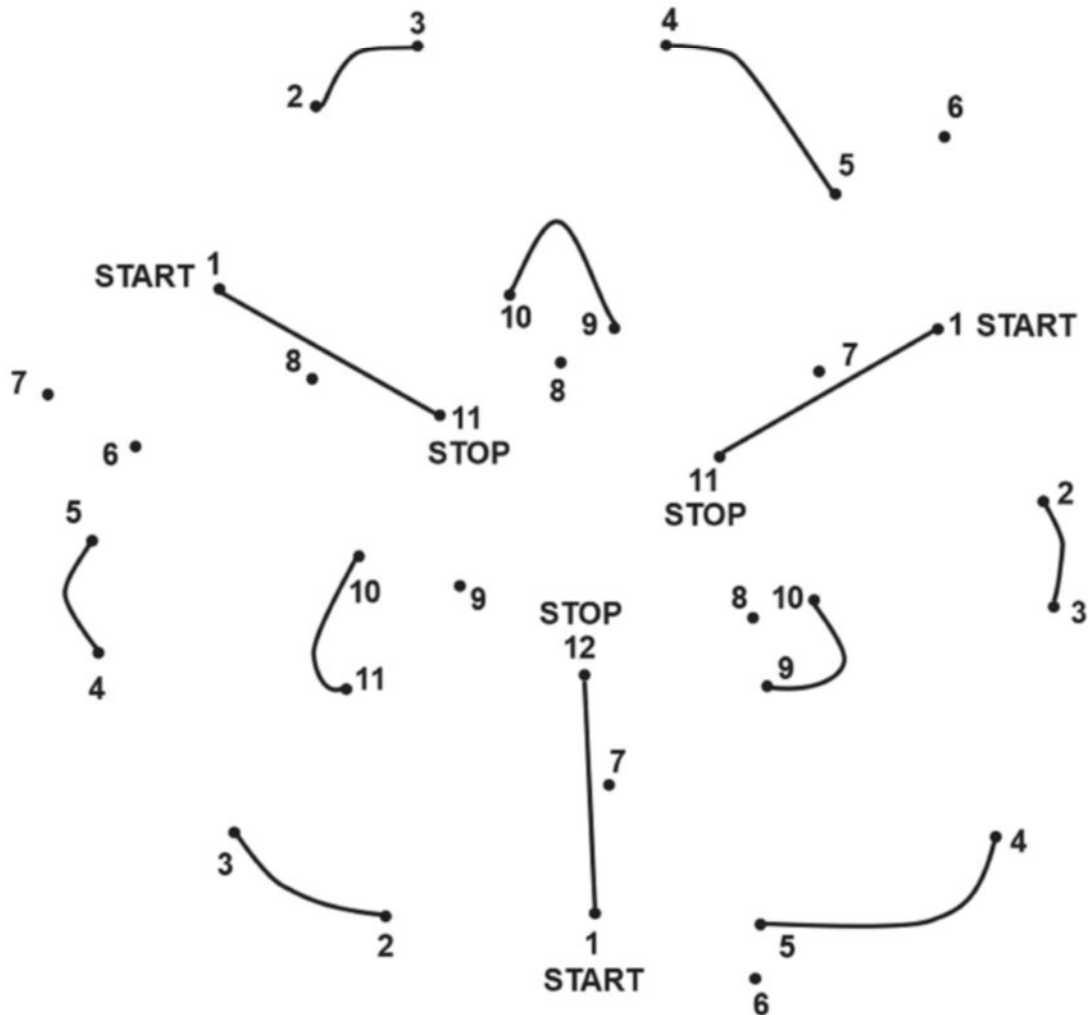


The second arrow represents these materials being made into new things, like used office paper into notebook paper and plastic milk jugs into new playground toys!




The third arrow is the most important of all! It represents people buying products made with recycled materials. This closes the "loop" and completes the process.

Connect the dots below to create your own RECYCLING symbol.

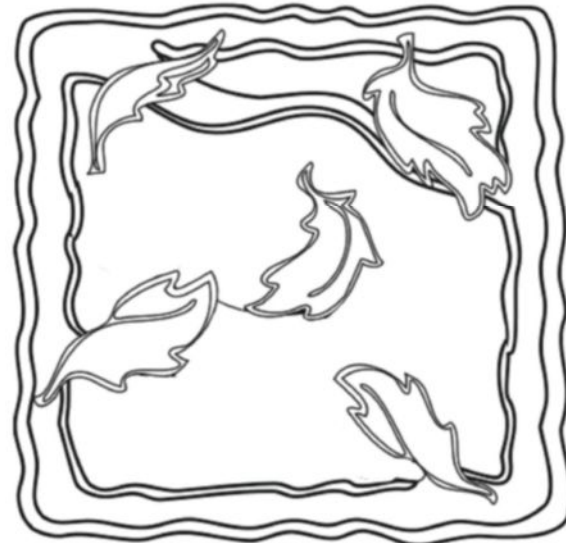


We Play Outdoors ALL Year.

Don't litter! Put trash in the right place.



Don't litter! Put trash in the right place.



Pitch In To Keep Our World Clean, EVERY DAY!

How many new words can you make
using the letters from the word **RECYCLING**?

Write your new words on the lines below.

grin

PLASTIC CAN BE RECYCLED



HAVE SOME FUN!
Squash all plastic bottles by
stomping them flat!
More will fit in your recycling
bin, the flatter they are!
Always wear shoes to
protect your toes!



Did you know that plastic is
made from oil that is pumped
from the earth?

There are many different
types of plastic made.
Different plastics cannot be
mixed, making recycling difficult.

Many of the plastic bottles
in your home are made with
recycled materials AND
can be recycled!



REMEMBER:
Throw away ALL
caps and plastic
rings—these
CANNOT be
recycled!



REMEMBER: Look on the bottom of
all plastic bottles—#1 and #2 bottles
can be recycled in most programs!



PAPER CAN BE RECYCLED



Collect your newspapers and all your recycling in paper bags—they work great!



Did you know that you can buy toilet paper, paper towels, and stationery made from recycled paper?

Did you know that cardboard can be made from recycled paper grocery bags?

Look for products made from recycled materials when you are at the store. Remind adults to buy these and help complete the RECYCLING LOOP!



It takes a long time for a tree to grow from a sapling to an adult.



GLASS CAN BE RECYCLED



Did you know that glass jars are made with at least 1/3 of recycled glass?

Lids from jars can be recycled with your aluminum!



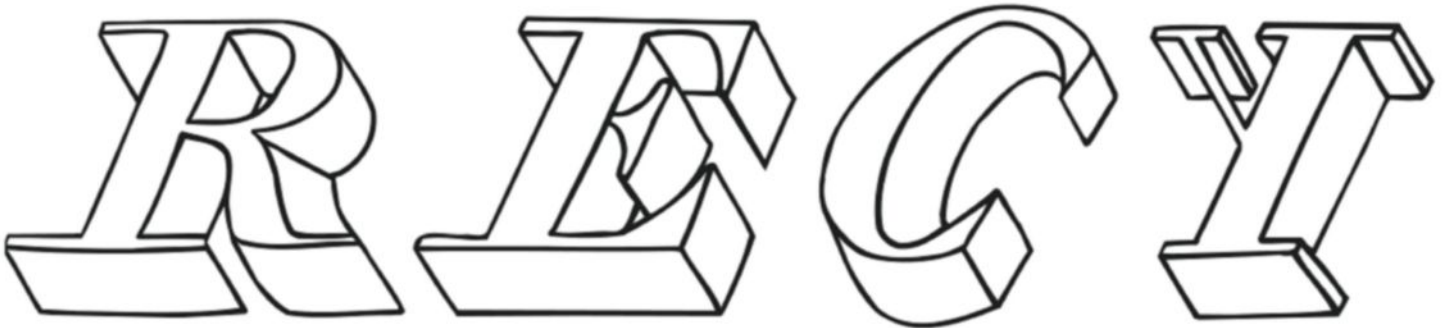
Glass is made from minerals that are mined from the earth.



Clear, green, and brown glass bottles and jars can all be recycled — just be sure to separate the colors first.



Glass jars make fun flower vases and drinking glasses!



METAL CAN BE RECYCLED



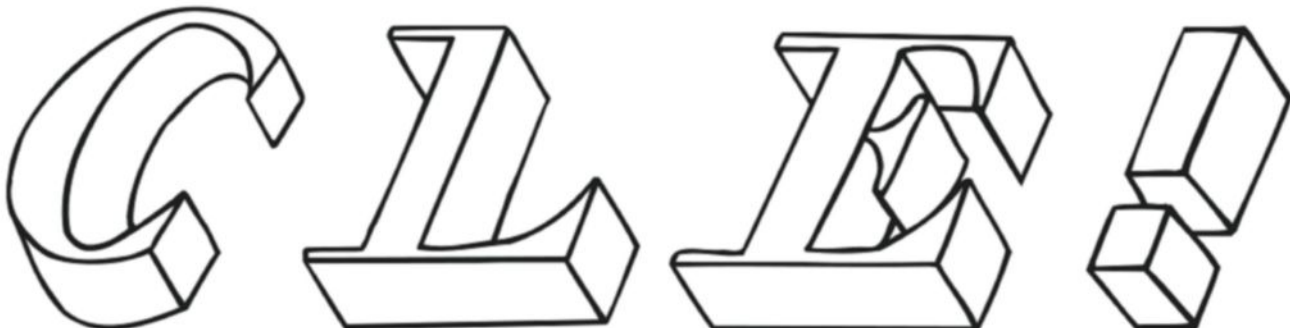
REMEMBER:

Flatten or squash all metal cans — more will fit in the recycling bin, the flatter they are!



DID YOU KNOW?


Aluminum foil, that has been used but does not have food scraps or grease on it, can be recycled in most communities!



HELP YOUR CURBSIDE RECYCLING MAKE IT TO THE CENTER!



You can usually recycle your glass, metal, and plastic materials all together in your curbside bin! This makes it easier for you to collect and quicker for the workers to pick up.



It starts with you and your family collecting recyclable materials.


It's easy to use curbside bins and let the recycling trucks take it from there!



START



The recycling trucks in your community pick up the materials in curbside bins and transport them to the recycling center. There they can be processed into new things to use!



RECYCLE YOUR YARD WASTE THE NATURAL WAY!



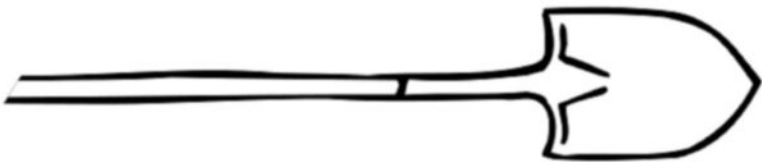
What is composting?

Composting is when leaves, grass, and other organic material breaks down into a rich, soil-like substance.



What is a good size for my compost pile?

Your compost pile should be a minimum of 3 feet wide by 3 feet tall by 3 feet deep in order to be large enough to maintain the heat necessary for composting. You can make a pile as long as you want, but don't make it more than 5 feet high.



What are the benefits of composting at home?

- Saves the time and trouble of bagging yard waste
- Reduces the need for fertilizer—use your own compost instead!
- Saves the cost of yard waste bags or cans
- Saves landfill space



Can you find these TEN words below?

They are hidden in the puzzle and all relate to recycling.

MILK JUG
RECYCLE
USED OIL
TIN CANS
LEAVES

GRASS CLIPPINGS
COMPOSTING
NEWSPAPER
MULCH
GLASS



F	N	E	W	S	P	A	P	E	R	S	Q	S	P
O	A	Z	N	Y	J	V	K	X	E	T	U	S	T
R	U	H	M	T	W	C	P	T	C	R	S	H	I
G	N	K	I	X	M	O	U	F	Y	G	E	I	N
M	G	Q	L	J	W	M	B	L	C	P	D	H	C
U	Y	H	X	A	F	P	E	I	L	M	O	C	A
L	Z	F	V	I	H	O	C	J	E	A	I	B	N
C	N	G	L	A	S	S	D	D	K	D	L	N	S
H	A	E	E	B	F	T	C	L	X	G	V	Z	L
L	A	I	A	S	M	I	L	K	J	U	G	Q	W
B	T	G	V	J	E	N	R	N	M	O	R	Y	U
U	C	K	E	F	D	G	O	Q	S	P	T	P	M
G	R	A	S	S	C	L	I	P	P	I	N	G	S

(Answers on inside back cover)



Get out your
crayons and color
the Earth
Day Tree.

Start a new
tradition and plant a
tree each year!



There are many other things that can be RECYCLED or REUSED!

Have an adult check with your local center when recycling
items like these below. They may need special handling.



Only one curbside
recycling program
existed in the
United States
20 years ago.

By 1999, Michigan
had 772 curbside
programs and
recyclable drop-off
centers!



Today, Michigan
recycles 20% of
its waste!



Here are some other places you can reach for more information:



www.michigan.Earth911.org

www.michiganrecycles.org

www.afandpa.org

(The American Forest and Paper Association)

www.epa.gov

(United States Environmental Protection Agency)



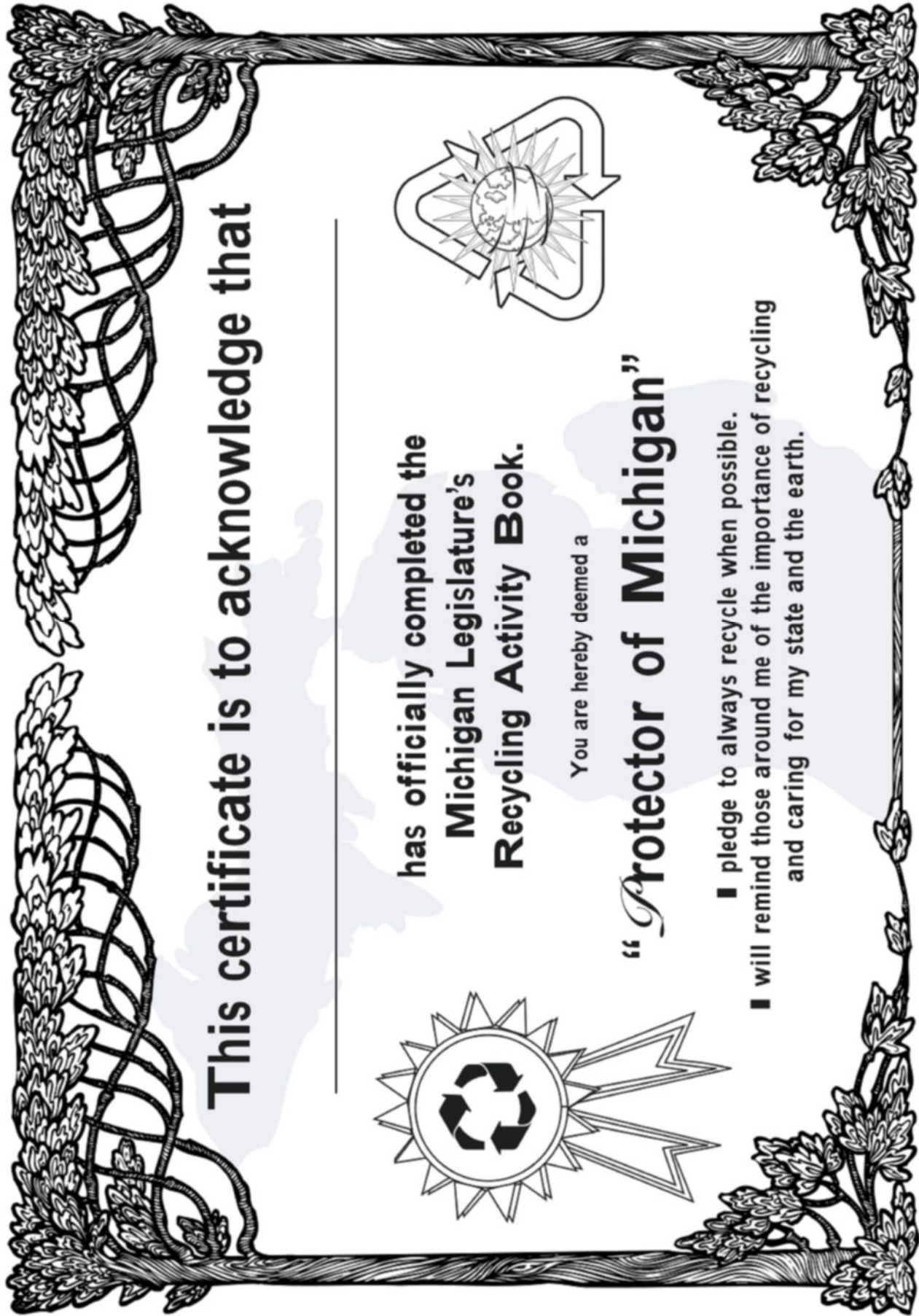

This certificate is to acknowledge that

_____ has officially completed the
Michigan Legislature's
Recycling Activity Book.

You are hereby deemed a

“Protector of Michigan”

- pledge to always recycle when possible.
- will remind those around me of the importance of recycling and caring for my state and the earth.



	G							
	L							
C	A	R	D	B	O	A	R	D
	S			O				E
	S			T				U
				T				S
R	E	C	Y	C	L	E		E
E				E				
D	P	L	A	S	T	I	C	
U	A				R		A	
C	P				A		N	
E	E				S		S	
	R				H			

← *Answers to puzzle on page 11.*

Answers to puzzle on page 13. →

F	N	E	W	S	P	A	P	E	R	S	Q	S	P
O	A	Z	N	Y	J	V	K	X	E	T	U	S	T
R	U	H	M	T	W	C	P	T	C	R	S	H	I
G	N	K	I	X	M	O	U	F	Y	G	E	I	N
M	G	Q	L	J	W	M	B	L	C	P	D	H	C
U	Y	H	X	A	F	P	E	I	L	M	O	C	A
L	Z	F	V	I	H	O	C	J	E	A	I	B	N
C	N	G	L	A	S	S	D	D	K	D	L	N	S
H	A	E	E	B	F	T	C	L	X	G	V	Z	L
L	A	I	A	S	M	I	L	K	J	U	G	Q	W
B	T	G	V	J	E	N	R	N	M	O	R	Y	U
U	C	K	E	F	D	G	O	Q	S	P	T	P	M
G	R	A	S	S	C	L	I	P	P	I	N	G	S