





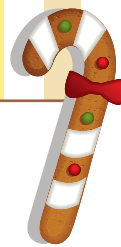
*Be and Sunny*





# Kids Activity Downloads





# Gingerbread Cookies

*A recipe from the White House Pastry Kitchen*

5 ½ sticks of soft butter	3 whole eggs	1 tbsp ground cinnamon
1 ⅓ cups dark brown sugar	1 egg yolk	1 tbsp + ½ tsp ground ginger
1 ½ cups light brown sugar	8 cups all-purpose flour	1 tsp ground cloves
½ cup molasses	1 tbsp + ½ tsp baking soda	1 tsp ground allspice
1 tbsp honey	1 ¼ tsp salt	

Preheat oven to 340°.

Using an electric mixer, cream butter, dark brown sugar, light brown sugar, molasses, and honey. Add eggs gradually.

Scrape the bottom of the bowl and mix again.

Pour in the remaining dry ingredients and thoroughly mix.

Remove dough from bowl and press onto a half sheet pan (11" x 16") lined with parchment paper.

Cover the pan with plastic wrap.

Allow the dough to sit in the refrigerator for 4 hours.

Roll the cold dough between two pieces of floured parchment paper to ⅛ inch thickness.

Use desired gingerbread cookie cutters.

Bake at 340° for 8-12 minutes, or until golden around edges.

*If using cookie cutouts as decoration on a tree, omit the baking soda and bake the cookies until dark brown all over.*


*Decorate by piping icing around edge...*

1 2 lb. bag of 10x powdered sugar

¾ cup pasteurized egg whites

1 tsp fresh lemon juice

*....then trim with your favorite candies.*



# A Children's Winter Wonderland

HOLIDAYS AT THE WHITE HOUSE 2014



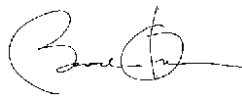


**T**hank you for visiting the White House! This year, we invite you to view the White House and its storied rooms through a child's eyes, where the wonders of the holiday season come alive.

Marked with celebrations and good cheer, this special time reminds us of the blessings we experienced over the past year and the importance of extending a helping hand to neighbors and new friends alike. By spreading tidings of peace and goodwill, we capture the true spirit of the holidays and spark the hopes and dreams of our children and grandchildren.

As you enjoy the enchanting decorations adorning "The People's House," may you rediscover the marvels of childhood. And may we all show the generosity this season inspires, today and throughout the year.

We send you and your loved ones best wishes for a new year filled with happiness and peace.





## EAST VISITOR ENTRANCE AND LANDING


Welcome to *A Children's Winter Wonderland* at the White House! As guests make their way through the East Visitor Entrance, the fragrant scents of cedar and pine trees waft through the halls, filling the air with the warmth of the season.

The East Landing honors America's troops, veterans, their families, and our fallen. Heroes who made the ultimate sacrifice for our Nation are honored with gold star ornaments on the first tree within the White House walls.

Throughout the year and especially during the holidays, we are abundantly grateful for the men and women in uniform who protect our country. Before proceeding


down the colonnade, guests are encouraged to take a moment to write a note thanking our service members and send holiday wishes to the men and women serving overseas.

For more information about how you can join in the spirit of service, please visit **[www.JoiningForces.gov](http://www.JoiningForces.gov)**.







## EAST GARDEN ROOM



In the East Garden Room, animated replicas of Bo and Sunny, the First Family's dogs, sit alongside a classic wooden train. These life-size toys are holiday favorites for children and adults alike.



Paper scrolls containing commitments from students across the country spell out "WISH." Each scroll holds a student's vow to reach higher in education. As a first generation college student, First Lady Michelle Obama knows the importance of pursuing higher education despite obstacles and adversities standing in the way. To learn more about Reach Higher—Mrs. Obama's initiative to encourage all students to further their education beyond high school—please visit [www.ReachHigher.gov](http://www.ReachHigher.gov).



## WHITE HOUSE LIBRARY

In the White House Library, more than 2,700 books chronicle America's history of progress and the remarkable stories of our Nation's leaders. Hand-painted

globes on the center table remind us that

whether close to home or around the world, those we care for are always near when we hold them in our hearts.

## VERMEIL ROOM

In the Vermeil Room, gold-plated silver glistens and soft yellow walls glow with the warmth of the holidays. The mantel is draped with fresh cedar garland, and two unique holiday trees showcase the fashion of seasonal celebration. These trees feature one-of-a-kind skirts of evergreen adornments and frosted embellishments.

## CHINA ROOM

Previously used as a cloakroom and living quarters for White House employees, the China Room now displays over 200 years of china services used by First Families. Festively wrapped presents are stacked by the circular sofa, and gingerbread cookies ornament the fragrant tree. Use the recipe featured in this book to create gingerbread cookie ornaments of your own.



## EAST ROOM

The East Room features wondrous displays of classic decorations. For nearly 50 years, the White House crèche, with its 44 figures, has ornamented this room.

Bundled books adorn the mantels along with dioramas created by local artist Jen Lange, and a beautifully crafted antique carousel reindeer stands in splendor.

Bo and Sunny are not the first—or the most exotic—White House pets to spend time on the State Floor. President Theodore

Roosevelt's son Archie famously brought his pony upstairs by way of the elevator, and President John Quincy Adams allowed a not-so-furry friend to stay in this room—an alligator!







## GREEN ROOM

Named for the color of the draperies, upholsteries, and silk-covered walls, the Green Room reminds visitors of the holiday season all year long. Lush winter berries grace the branches of towering trees and thick, blooming greenery decorates the historic marble mantel. First Lady Jacqueline Kennedy helped redesign the Green Room, which primarily serves as a parlor for teas and receptions. The Green Room is home to the first painting by an African-American artist added to the permanent White House collection: Henry Ossawa Tanner's *Sand Dunes at Sunset, Atlantic City*.

## BLUE ROOM

The Blue Room décor is inspired by the song “America the Beautiful.” From the Golden Gate Bridge to the Statue of Liberty, this room captures the beauty and wonder of our country. Photos of landmarks spanning our country from sea to shining sea are featured throughout the room.

This room also highlights the men and women who sacrifice for our Nation each and every day. The official White House Christmas tree—an 18-foot Concolor Fir from Leighton, Pennsylvania—is draped with approximately 2,000 distinctive ornaments honoring our service members.



## RED ROOM

The seasonal arrangements of cranberries in the Red Room are a long-standing holiday decorating tradition at the White House. The warmly lit parlor features two tall trees laden with snowy village scenes. Wreaths accent the frosted windowpanes, and the mantel is trimmed with fresh greenery filling the room with a delightful wintry scent.




## STATE DINING ROOM

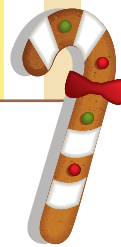
All aboard! As guests arrive at the next stop on our *Children's Winter Wonderland* tour, they can spot antique trains and vintage luggage trimmed in gold and dusted in glitter.

Since the 1960s, the gingerbread house has been a holiday favorite at the White House. This year's 300-pound sugar creation features a skating rink and a marzipan sleigh and reindeer!

One of the most thrilling White House dinners took place in the State Dining Room in 1929. While President Hoover was hosting a Christmas Eve dinner, a fire broke out in the West Wing. As her husband and his staff rushed to greet firefighters and remove important documents, First Lady Lou Hoover calmed guests by gathering them around the Christmas tree for story time and carol singing. The following holiday season, President Hoover gifted the guests who had attended the dinner with toy fire trucks.







# Gingerbread Cookies

*A recipe from the White House Pastry Kitchen*

5 ½ sticks of soft butter	3 whole eggs	1 tbsp ground cinnamon
1 ⅓ cups dark brown sugar	1 egg yolk	1 tbsp + ½ tsp ground ginger
1 ½ cups light brown sugar	8 cups all-purpose flour	1 tsp ground cloves
½ cup molasses	1 tbsp + ½ tsp baking soda	1 tsp ground allspice
1 tbsp honey	1 ¼ tsp salt	

Preheat oven to 340°.

Using an electric mixer, cream butter, dark brown sugar, light brown sugar, molasses, and honey. Add eggs gradually.

Scrape the bottom of the bowl and mix again.

Pour in the remaining dry ingredients and thoroughly mix.

Remove dough from bowl and press onto a half sheet pan (11" x 16") lined with parchment paper.

Cover the pan with plastic wrap.

Allow the dough to sit in the refrigerator for 4 hours.

Roll the cold dough between two pieces of floured parchment paper to ⅛ inch thickness.

Use desired gingerbread cookie cutters.

Bake at 340° for 8-12 minutes, or until golden around edges.

*If using cookie cutouts as decoration on a tree, omit the baking soda and bake the cookies until dark brown all over.*


*Decorate by piping icing around edge....*


1 2 lb. bag of 10x powdered sugar

¾ cup pasteurized egg whites

1 tsp fresh lemon juice

*....then trim with your favorite candies.*





## CROSS HALL

Gleaming icicles drip from four topiary trees spread throughout the Cross Hall and Grand Foyer, and lush garland trims the entryways.

May the glistening snowflakes and the shining stars serve as a reminder to approach life with a child's wonder. And may we strive each day to embrace opportunity, seek adventure, welcome curiosity, and dream of a future filled with promise and possibility.



## IN APPRECIATION

**The White House** extends special thanks to the Executive Residence staff, agencyEA, and the many volunteers from across the United States who helped decorate and prepare the White House for this holiday season. We also greatly appreciate the student artists of the Duke Ellington School for the Arts in Washington, D.C., for illustrating this holiday booklet.

## WHITE HOUSE VISITOR CENTER

If you are searching for holiday gifts, visit the White House Historical Association's shop in the newly re-opened White House Visitor Center, located at 1450 Pennsylvania Avenue, N.W. Explore the interactive exhibits and artifacts, and view a short film in the state-of-the-art theatre. During the holiday season, the Visitor Center is open from 7:30 a.m. to 4:00 p.m. every day, with the exceptions of December 25th and January 1st.


## SHARE YOUR EXPERIENCE USING #WHHolidays

Visit [WhiteHouse.gov/Holidays](http://WhiteHouse.gov/Holidays) to see some of your photos and stories featured.

### CONNECT:

TWITTER: @WhiteHouse  
@FLOTUS

INSTAGRAM: @WhiteHouse  
@MichelleObama



## FIND THE ORNAMENTS WITH PICTURES OF BO AND SUNNY

The holiday season is a busy time at the White House. There is a lot to do to prepare for special guests: stockings must be hung by the mantel and gifts need to be wrapped in the shiniest paper. In all the hustle and bustle, a few decorations were lost, and Bo and Sunny are trying to find them.

As you tour the White House, we hope you will help find the special ornaments of Bo and Sunny:



Putting on their Snow Boots



Dreaming of Treats



Building a Snowman



Singing Holiday Songs



Hanging Stockings on the Mantel

