
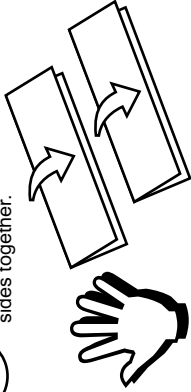


Bobber Buddy Bookmark Instructions:

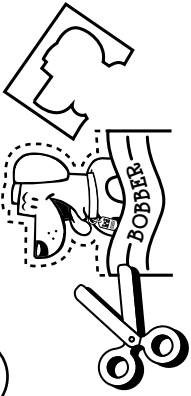
1 Using Safety Scissors, Cut apart the bookmarks on the straight dotting lines.



2 Fold the bookmarks on the solid lines. If you want, use tape or glue to stick the sides together.



3 Cut out the character on dotted line. This sheet has two bookmarks.



Produced by the US Army Corps of Engineers All Rights Reserved



BOBBER

Always wear your Life jacket!

Remember to swim with your Bobber Buddy where Grownups can see you and Bobber will be seeing You at the Lake!



www.Bobber.info



BOBBER

Swimming Safety Tips:

- Always wear your Life Jacket
- Always swim with a Buddy
- LEARN to Swim Well
- Swim In Designated Areas
- Make sure an ADULT watches You
- Stay In SHALLOW WATER if you can't Swim
- NEVER jump or dive In Unknown waters


BOBBER Buddy Bookmark



BOBBER

Always wear your Life jacket!

Remember to swim with your Bobber Buddy where Grownups can see you and Bobber will be seeing You at the Lake!



www.Bobber.info



BOBBER


Swimming Safety Tips:

- Always wear your Life Jacket
- Always swim with a Buddy
- LEARN to Swim Well
- Swim In Designated Areas
- Make sure an ADULT watches You
- Stay In SHALLOW WATER if you can't Swim
- NEVER jump or dive In Unknown waters

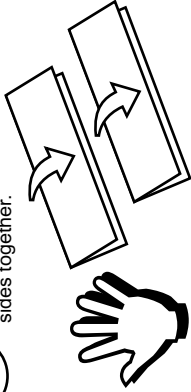
BOBBER Buddy Bookmark

Bobber Buddy Bookmark Instructions:

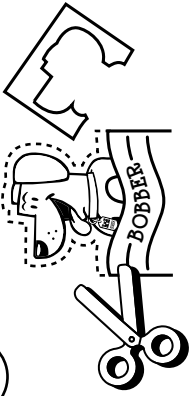
1 Using Safety Scissors, Cut apart the bookmarks on the straight dotting lines.



2 Fold the bookmarks on the solid lines. If you want, use tape or glue to stick the sides together.



3 Cut out the character on dotted line. This sheet has two bookmarks.




Produced by the US Army Corps of Engineers All Rights Reserved



www.Bobber.info

Always wear your Life jacket!

Remember kids, Ducks float but You Don't! Blow-up toys are fun but can lose their Air, so don't be a Sinker!



www.Bobber.info

SINKER

Swimming Safety Tips:

- Always wear your Life Jacket
- Always swim with a Buddy
- LEARN to Swim Well
- Swim In Designated Areas
- Make sure an ADULT watches You
- Stay In SHALLOW WATER if you can't Swim
- NEVER Jump or dive In Unknown waters

SINKER

Always wear your Life jacket!


Remember kids, Ducks float but You Don't! Blow-up toys are fun but can lose their Air, so don't be a Sinker!

SINKER

Swimming Safety Tips:


- Always wear your Life Jacket
- Always swim with a Buddy
- LEARN to Swim Well
- Swim In Designated Areas
- Make sure an ADULT watches You
- Stay In SHALLOW WATER if you can't Swim
- NEVER Jump or dive In Unknown waters

SINKER

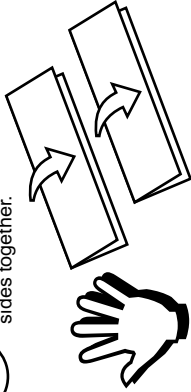


Bobber Buddy Bookmark Instructions:

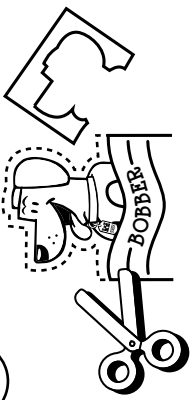
1 Using Safety Scissors, Cut apart the bookmarks on the straight dotting lines.




2 Fold the bookmarks on the solid lines. If you want, use tape or glue to stick the sides together.



3 Cut out the character on dotted line. This sheet has two bookmarks.




Produced by the US Army Corps of Engineers All Rights Reserved



www.Bobber.info

**BOBBER
Buddy
Bookmark**



www.Bobber.info

Always wear your Life jacket!

If a life jacket is too big it can come off. To small and you can't click it shut. Remember, make Water Safety a Perfect Fit!

Swimming Safety Tips:

- Always wear your Life Jacket
- Always swim with a Buddy
- LEARN to Swim Well
- Swim In Designated Areas
- Make sure an ADULT watches You
- Stay In SHALLOW WATER if you can't Swim
- NEVER jump or dive in Unknown waters

Always wear your Life jacket!

If a life jacket is too big it can come off. To small and you can't click it shut. Remember, make Water Safety a Perfect Fit!


Swimming Safety Tips:

- Always wear your Life Jacket
- Always swim with a Buddy
- LEARN to Swim Well
- Swim In Designated Areas
- Make sure an ADULT watches You
- Stay In SHALLOW WATER if you can't Swim
- NEVER jump or dive in Unknown waters


**BOBBER
Buddy
Bookmark**

Bobber Buddy Bookmark Instructions:

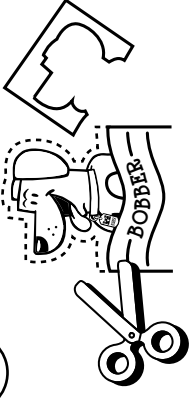
1 Using Safety Scissors, Cut apart the bookmarks on the straight dotting lines.



2 Fold the bookmarks on the solid lines. If you want, use tape or glue to stick the sides together.



3 Cut out the character on dotted line. This sheet has two bookmarks.



Produced by the US Army Corps of Engineers All Rights Reserved



TACKLE

Always wear your Life jacket!

Remember, try not to be Bulldog Headed! Look before you leap and always go into the water feet first - It's Safer!



www.Bobber.info



TACKLE

Swimming Safety Tips:

- Always wear your Life Jacket
- Always swim with a Buddy
- LEARN to Swim Well
- Swim In Designated Areas
- Make sure an ADULT watches You
- Stay in SHALLOW WATER if you can't Swim
- NEVER jump or dive In Unknown waters

BOBBER Buddy Bookmark



TACKLE

Always wear your Life jacket!

Remember, try not to be Bulldog Headed! Look before you leap and always go into the water feet first - It's Safer!



www.Bobber.info



TACKLE

Swimming Safety Tips:

- Always wear your Life Jacket
- Always swim with a Buddy
- LEARN to Swim Well
- Swim In Designated Areas
- Make sure an ADULT watches You
- Stay in SHALLOW WATER if you can't Swim
- NEVER jump or dive In Unknown waters

BOBBER Buddy Bookmark