

www.kidsactivitydownloads.com



Kids Activity Downloads

DRAW A LINE FROM THE RIGHT SEED TO MAKE A MATCH




Happy Thanksgiving!



(WRITE YOUR NAME IN THE SPACE ABOVE)



DRAW SOMEONE OR SOMETHING YOU'RE GRATEFUL FOR



CONNECT THE DOTS AND COLOR



HELP GOOFY UNSCRAMBLE THESE JUMBLED WORDS

YAMWOLFER

UKIPMNP IEP

PYPAH IGTVINHSKNGA

CIRCLE THE WORDS PLUTO IS DREAMING ABOUT

| | | | | | | | | | | |
|---|---|---|---|---|---|---|---|---|---|---|
| F | A | Z | D | Q | W | L | T | N | A | G |
| O | A | H | A | P | H | T | J | S | A | N |
| O | B | M | T | M | A | T | A | T | A | I |
| D | R | K | I | X | P | A | T | U | Z | V |
| A | L | R | A | L | P | I | E | F | O | I |
| N | I | M | A | A | Y | J | A | F | N | G |
| O | Q | A | A | E | N | Z | K | I | Q | S |
| L | X | A | K | M | P | E | A | N | H | K |
| T | E | R | U | A | L | T | U | G | A | N |
| A | U | T | R | L | O | O | F | E | C | A |
| T | U | U | Y | R | L | E | A | F | G | H |
| A | P | A | I | A | J | X | V | V | A | T |



Instructions

Print the pages on regular paper or cardstock. You can complete each page separately or bind them together with string to make a book.

**What are
you thankful for?**

Draw a picture of what you're thankful for.

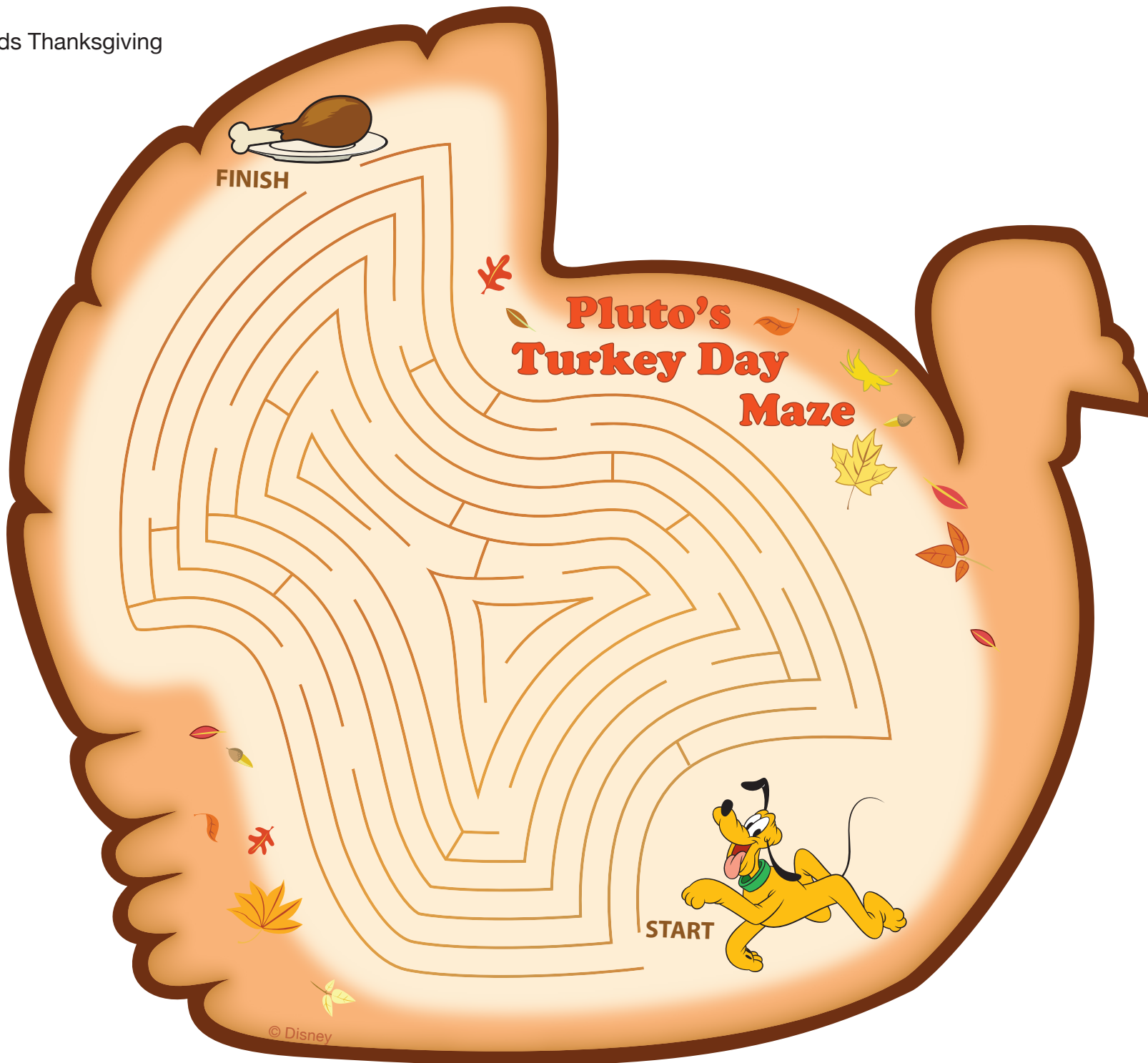


© Disney

Festive food and friends!



© Disney



© Disney

HAPPY THANKSGIVING

Make your way through the maze to the pumpkin pie. Then, find your way to the finish.


START



FINISH




What are you thankful for?




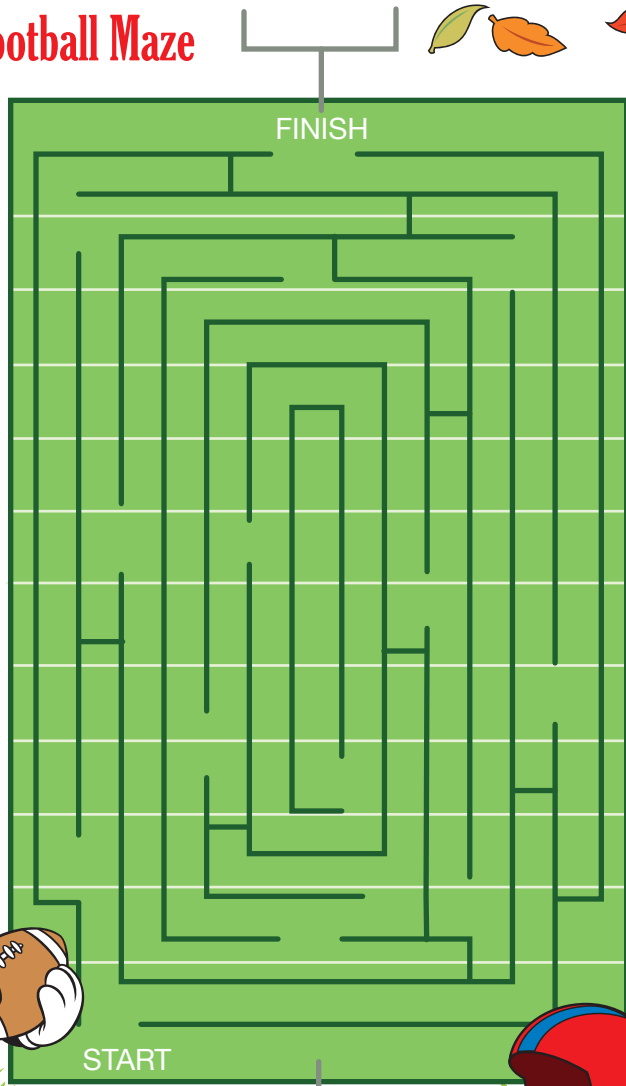
Mickey and Friends

Autumn Activity Book



Mickey's Football Maze

Score a touchdown with Mickey by helping him find the end zone.




Match the Autumn Objects



Lovely Leaves



Collect your favorite fall leaves, then trace them here and color them in.



Fall Favorites

Draw your favorite thing about fall.

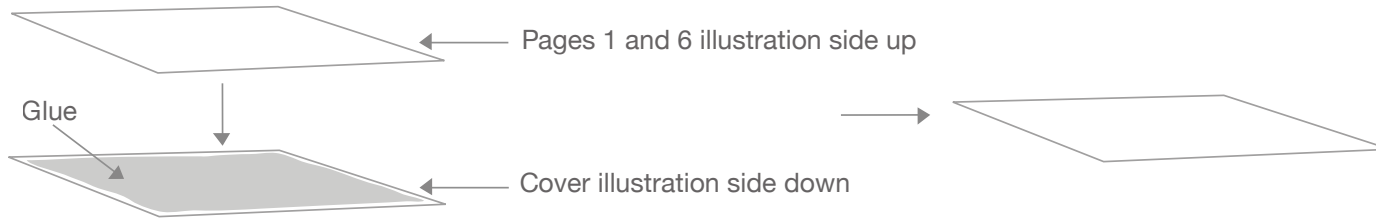
Festive Fall Coloring Page



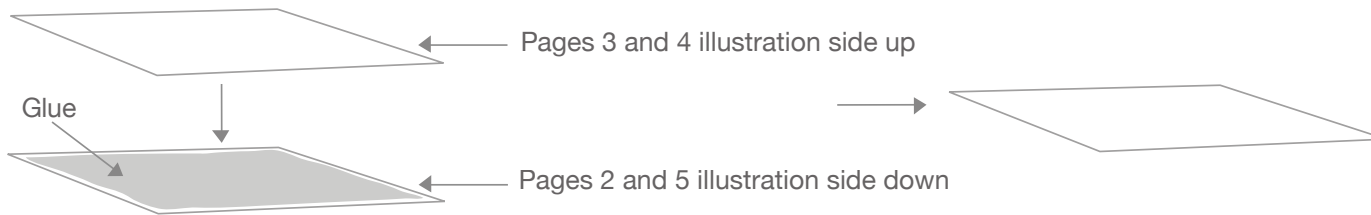
Mickey and Friends Autumn Activity Book

Instructions

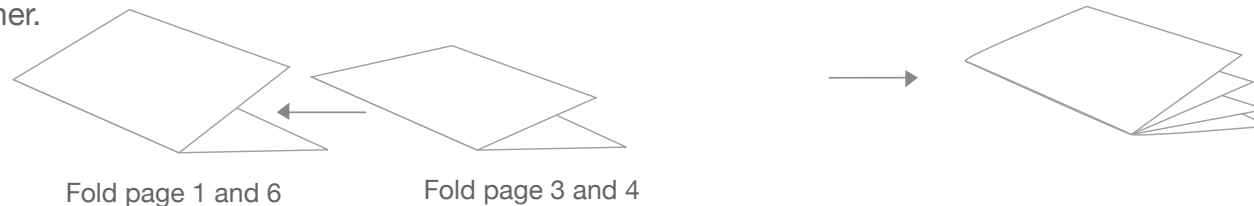
1. Print all pages of the *Mickey and Friends Autumn Activity Book* and cut them out.
2. Place the cover, illustration side down, on a flat working surface. Spread wrinkle-free glue over the entire back of the cover. Now, place pages 1 and 6 (with the illustration side up) directly on top of the glue so that the edges line up. Smooth out any wrinkles.



3. Place pages 2 and 5 (with illustration side down) and cover the back with glue. Place pages 3 and 4 (with illustration side up) directly on top of the glued surface, lining up the edges and smoothing out the wrinkles.

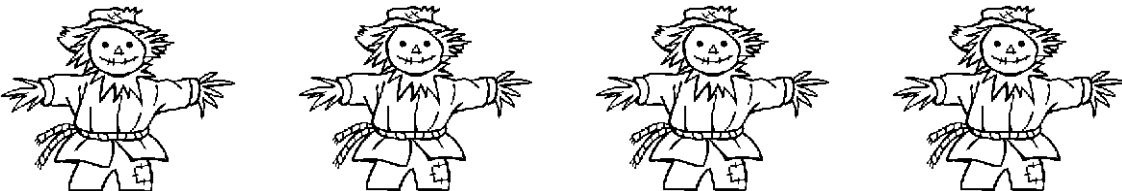



4. After the glue has dried, fold all pages in half. Place pages 3 and 4 inside 1 and 6 to complete your book. Staple the spine of the book to hold it all together.



Thanksgiving Worksheets

Name _____ Date _____




PREK/K • 001

THANKSGIVING • COUNTING FUN

Instructions: Have students count the seasonal items in each row and write the correct number in the space provided. When they're done, have them color the objects.

Thanksgiving Worksheets

Name _____ Date _____



1. Color the pumpkin orange.
2. Color the corn yellow.
3. Color the pie red.

4. Color the turkey brown.
5. Color the child any way you like.

Instructions: Read students the directions for items 1-5. Give students time to complete each direction before you move on to the next one. Continue until the picture is complete.

Thanksgiving Worksheets

Name _____

Date _____

corn

pie

cook


thanks

turkey

gravy

feast

fall



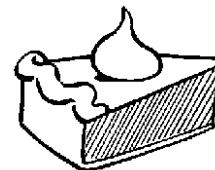

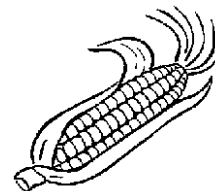
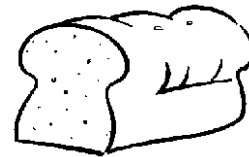

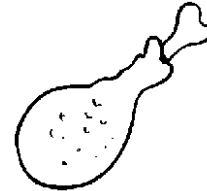

Instructions: Read each of the words out loud, then have students read them with you.

Have students print each Thanksgiving word in the space provided above.

Thanksgiving Worksheets

Name _____

Date _____



PREK/K • 004

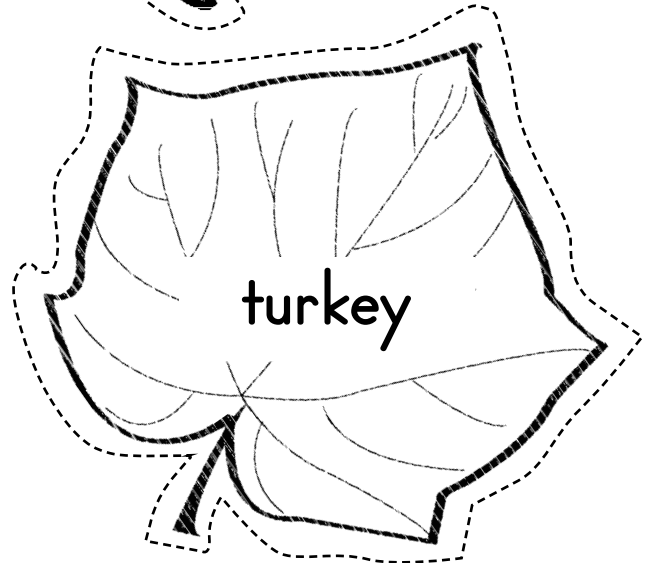




THANKSGIVING • VISUAL DISCRIMINATION

Instructions: Have students draw lines to match the food source with the food that might end up as part of their Thanksgiving feast.

Thanksgiving Worksheets

Name _____

Date _____



Instructions: Color and cut out the fall leaves above. On another sheet of paper, use a glue stick to paste the leaves in alphabetical order.

Thanksgiving Worksheets

Name _____ Date _____

I G R A V Y O
F T H A N K S
F E H C O R N
E F A M I L Y
A S N U P I E
S L K F A L L
T C O O K N O

GRADE ONE • 002


THANKSGIVING • WORD SEARCH

- | | | | |
|-------|------|--------|-------|
| cook | corn | family | pie |
| feast | fall | thanks | gravy |

Instructions: Find the Thanksgiving words hidden in the puzzle above.

Thanksgiving Worksheets

Name _____ Date _____



GRADE ONE • 003

THANKSGIVING • MAKE-A-FEAST

Instructions: What will your Thanksgiving dinner look like? Draw your feast above.

Thanksgiving Worksheets

Name _____ Date _____

Directions: Each Thanksgiving word is missing a letter. Write the correct letter in the circle to complete the word. Unscramble the letters in the circles to answer the Thanksgiving riddle below.

co○n

○ovember

p○mpkin

pie○

p○rade

○hursday


f○ast

h○rvest

○eaves

What can you never eat for Thanksgiving dinner?

b _ _ _ kf _ _ _ or _ _ _ ch

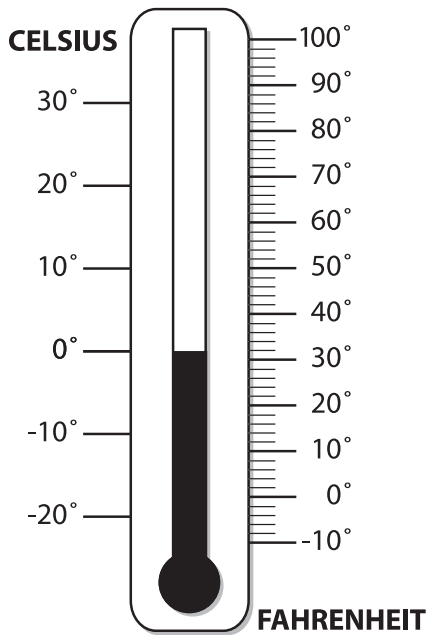


Thanksgiving Worksheets

Name _____ Date _____

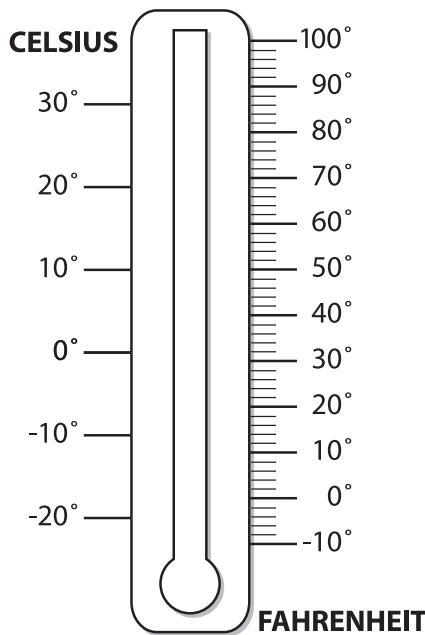
As winter approaches, the days begin to cool as the temperature drops. You can measure temperature changes on a **thermometer**. Temperature is measured in both celsius and Fahrenheit. With just a little practice, it's easy to read both.

GRADE TWO/THREE • 002



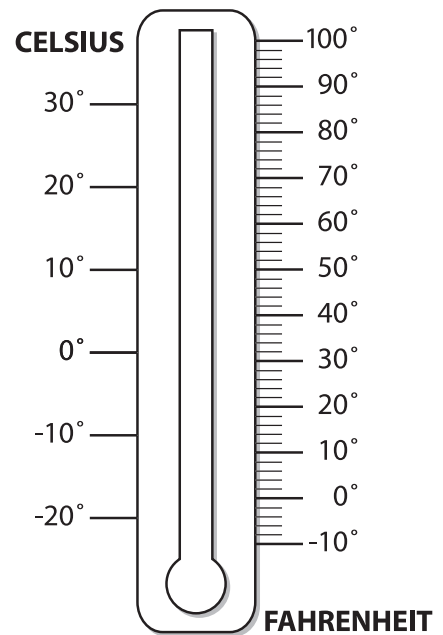
A

Puddles will start freezing when the temperature falls to 0°C (celsius). What is the temperature reading on the Fahrenheit scale when puddles start to freeze? _____



B

Fill in the center of the thermometer to show how it will look when it's 40°F outside.



C

Fill in the center of the thermometer to show how it will look when the temperature is 30°C .

THANKSGIVING • READING A THERMOMETER



Circle the letter of the thermometer above that shows the lowest temperature.

Thanksgiving Worksheets

Name _____ Date _____

Instructions: Fill in the blanks below with the parts of speech named in (parenthesis). Share your story with a friend.

This Thanksgiving I'm going to visit my _____ (noun).
_____ (he/she) lives in _____ (proper noun). I'm very
_____ (adjective) and a little bit _____ (adjective)
to see _____ (him/her), because last Thanksgiving _____ (he/she)
served _____ (noun) for dinner. To make the meal even
more _____ (adjective), _____ (he/she) gave us each a
_____ (noun) after dinner. All the same, I am very thankful
for _____ (proper noun), because _____ (he/she) is such
a thoughtful and considerate _____ (noun).



Thanksgiving Fun

mini packet

Please note that some of the worksheets in this packet are presented in color and black and white format. **When printing, please select only the pages you wish to print to avoid duplication.**

Timmy Turkey

a color by letter activity



Color the letter **T** brown.
Color the letter **U** orange.
Color the letter **R** yellow.

Color the letter **K** green.
Color the letter **E** purple.
Color the letter **Y** red.


Thanksgiving Alphabet Cards

Cards are available in black and white or color

Before you begin, please print all three sheets of turkey alphabet cards, then cut the cards out on the dotted lines.


Games to play with your *Thanksgiving Alphabet Cards*.

1. Shuffle the cards and let your child lay them face up in alphabetical order.
2. Lay all of the cards out in alphabetical order. Remove one card and see if your child can tell which card is missing.
3. Have your child think of words that begin with each letter of each card.
4. Give each turkey or pilgrim a name that begins with their special letter. (for example, card A could be Andy or Angela)
5. Put all of the cards face down in a pile and take turns picking cards. Whoever picks the *Happy Thanksgiving* card first is the winner. If someone spells **Turkey** with the cards they picked BEFORE the *Happy Thanksgiving* card is drawn – they shout **TURKEY** and are the winner.
6. It's also fun to color the black and white **Thanksgiving Alphabet Cards!**




A

a



B

b



C

c



D

d



E

e




F

f




G

g




H

h




I


i



J j



K k



L l



M m




N n




O o




P p



Q q




R r




S

s



T

t



U

u



V

v



W

w




X

x



Y

y




Z

z




Happy
Thanksgiving



A

a



B

b



C

c



D

d



E

e



F

f




G

g




H

h




I

i



J

j



K

k



L

l



M

m



N

n



O

o




P

p




Q

q




R

r



S

s



T

t



U

u



V

v



W

w



X

x



Y

y



Z

z



Happy
Thanksgiving

An Alphabetical Thanksgiving


Write the words on each turkey in alphabetical order.



1. _____
2. _____
3. _____
4. _____
5. _____
6. _____
7. _____
8. _____
9. _____
10. _____



1. _____
2. _____
3. _____
4. _____
5. _____
6. _____
7. _____
8. _____
9. _____
10. _____

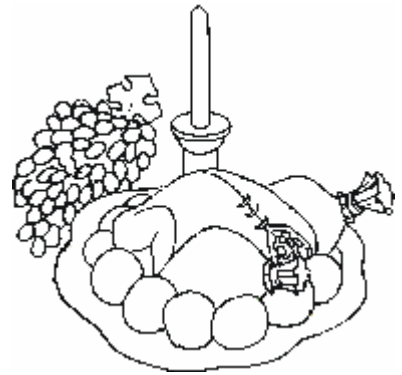
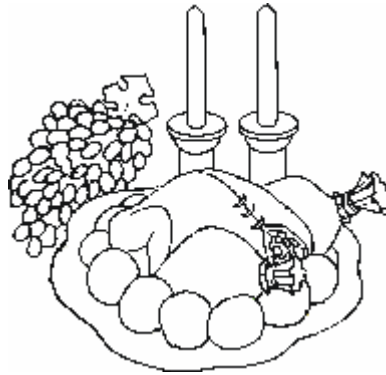
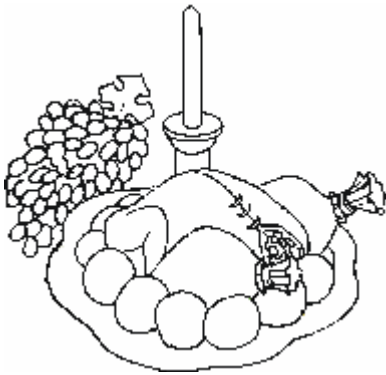


Which picture is different?

Name _____




Which Picture is Different?

Color the picture that is different.



Which Picture is Different?

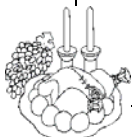
Circle the picture that is different.



Thanksgiving Words

Choose a word from the word box that has the closest meaning to each definition and write the word on the line.

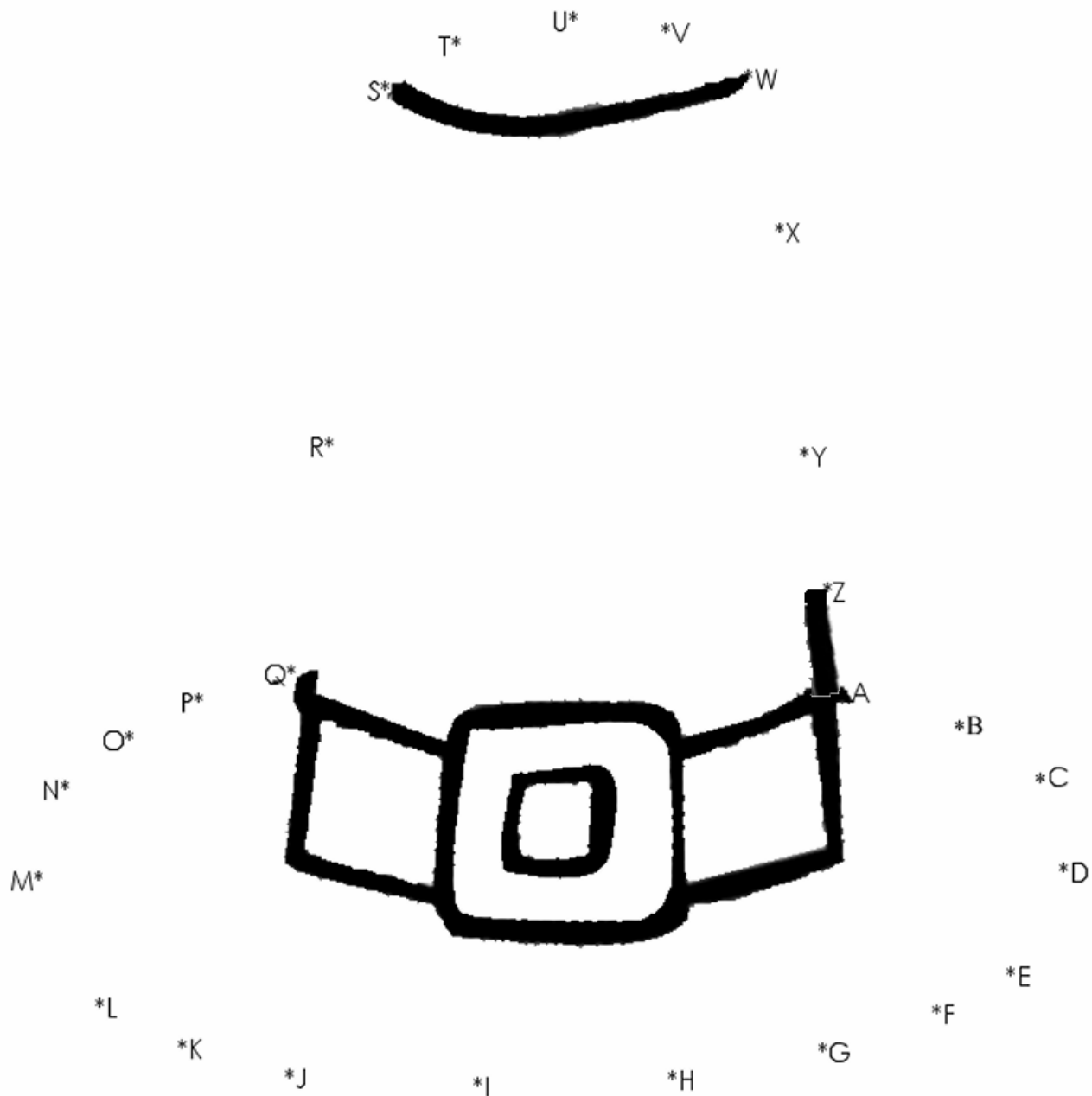
1. the month that comes after October. _____
2. a group of people who are related to each other. _____
3. a mixture with bread crumbs that is baked inside a turkey. _____
4. sour, red berry many people eat on Thanksgiving. _____
5. grateful. _____
6. to chew and swallow. _____
7. the season between summer and winter. _____
8. edible root. _____
9. a day when most people do not have to go to work or school. _____
10. to slice meat. _____
11. a large bird. _____
12. main meal of the day. _____
13. grain with ears. _____
14. a large orange fruit. _____
15. to cook in the oven. _____
16. to gather a crop in when it is ripe. _____
17. a large meal for lots of people. _____
18. a procession in honor of a special event or holiday. _____
19. a U.S. holiday observed on the 4th Thursday of November. _____
20. a warm feeling between friends. _____



| | | | |
|----------|---------|--------------|---------|
| autumn | pumpkin | Thanksgiving | holiday |
| feast | corn | cranberry | eat |
| thankful | family | friendship | harvest |
| November | dinner | bake | parade |
| stuffing | carve | turkey | yam |

Thanksgiving Dot-to-Dot

Draw line from each letter to the next beginning with letter A then color the picture.



An Alphabetical Thanksgiving


Write the words on each turkey in alphabetical order.



1. autumn
2. corn
3. family
4. gobble
5. harvest
6. Indian
7. November
8. pumpkin
9. turkey
10. yam




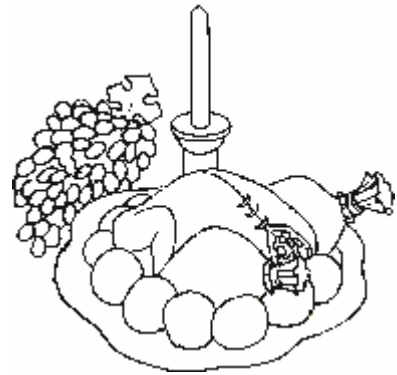

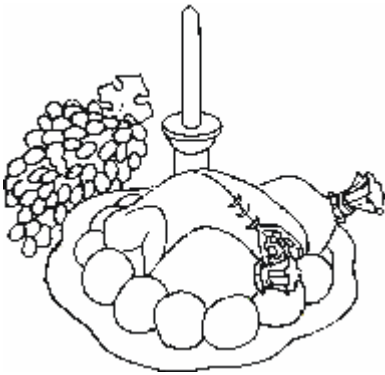
1. acorn
2. bake
3. cranberry
4. feast
5. gravy
6. holiday
7. pie
8. stuffing
9. Thanksgiving
10. vegetable



Which picture is different answer key for color or black and white worksheet.

Which Picture is Different?

Color the picture that is different or circle the picture for color worksheet.

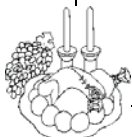


Thanksgiving Words

Choose a word from the word box that has the closest meaning to each definition and write the word on the line.

1. the month that comes after October.
2. a group of people who are related to each other
3. a mixture with bread crumbs that is baked inside a turkey
4. sour, red berry many people eat on Thanksgiving
5. grateful
6. to chew and swallow
7. the season between summer and winter
8. edible root
9. a day when most people do not have to go to work or school
10. to slice meat
11. a large bird
12. main meal of the day
13. grain with ears
14. a large orange fruit
15. to cook in the oven
16. to gather a crop in when it is ripe
17. a large meal for lots of people
18. a procession in honor of a special event or holiday
19. a U.S. holiday observed on the 4th Thursday of November
20. a warm feeling between friends

- November** _____
- family** _____
- stuffing** _____
- cranberry** _____
- thankful** _____
- eat** _____
- autumn** _____
- yam** _____
- holiday** _____
- carve** _____
- turkey** _____
- dinner** _____
- corn** _____
- pumpkin** _____
- bake** _____
- harvest** _____
- feast** _____
- parade** _____
- Thanksgiving** _____
- friendship** _____

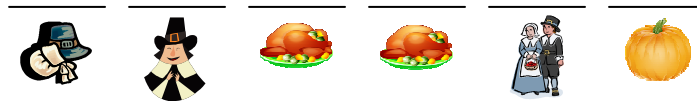














| | | | |
|----------|---------|--------------|---------|
| autumn | pumpkin | Thanksgiving | holiday |
| feast | corn | cranberry | eat |
| thankful | family | friendship | harvest |
| November | dinner | bake | parade |
| stuffing | carve | turkey | yam |

Name _____

Thanksgiving Secret Message Puzzle


Decode and solve the secret Thanksgiving message. Fill in the blanks with the letter that matches each picture from the box at the bottom of the page.



| | | | |
|---|---|---|---|
|  = U |  = K |  = E |  = A |
|  = B |  = L |  = R |  = T |
|  = Y |  = G |  = S |  = O |

Thanksgiving Word Search

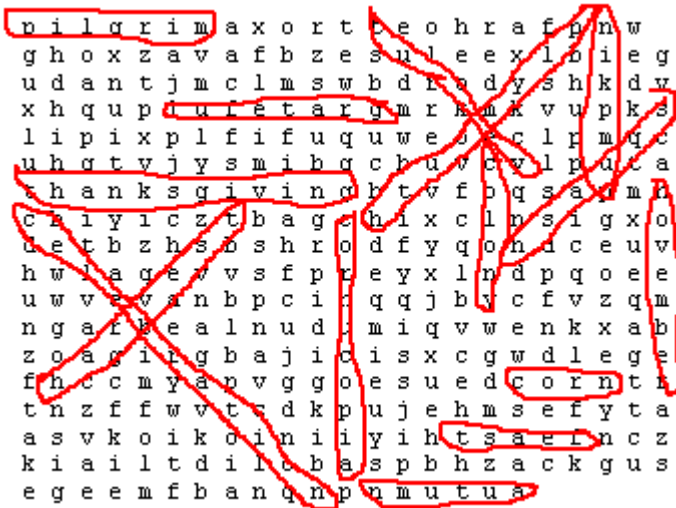
Circle each of the following words in the Thanksgiving puzzle below.
Words may be horizontal, vertical, forward, backward, or diagonal.



| | | |
|--------------|----------|-------------|
| Thanksgiving | autumn | celebration |
| colony | Plymouth | pumpkin |
| cornucopia | harvest | November |
| turkey | grateful | squash |
| pilgrim | corn | feast |

Bonus activity: Alphabetize the words from the puzzle

- | | | |
|----------|-----------|-----------|
| 1. _____ | 6. _____ | 11. _____ |
| 2. _____ | 7. _____ | 12. _____ |
| 3. _____ | 8. _____ | 13. _____ |
| 4. _____ | 9. _____ | 14. _____ |
| 5. _____ | 10. _____ | 15. _____ |



autumn
celebration
colony
corn
cornucopia

feast
grateful
harvest
November
pilgrim

Plymouth
pumpkin
squash
Thanksgiving
turkey

HAPPY
THANKS
GIVING







Happy Thanksgiving







HAPPY


Thanks Giving






HAPPY THANKSGIVING








Color by numbers

Happy
Thanksgiving!

3



1. Brown 2. Red 3. Yellow 4. White 5. Orange 6. Green 7. Black