

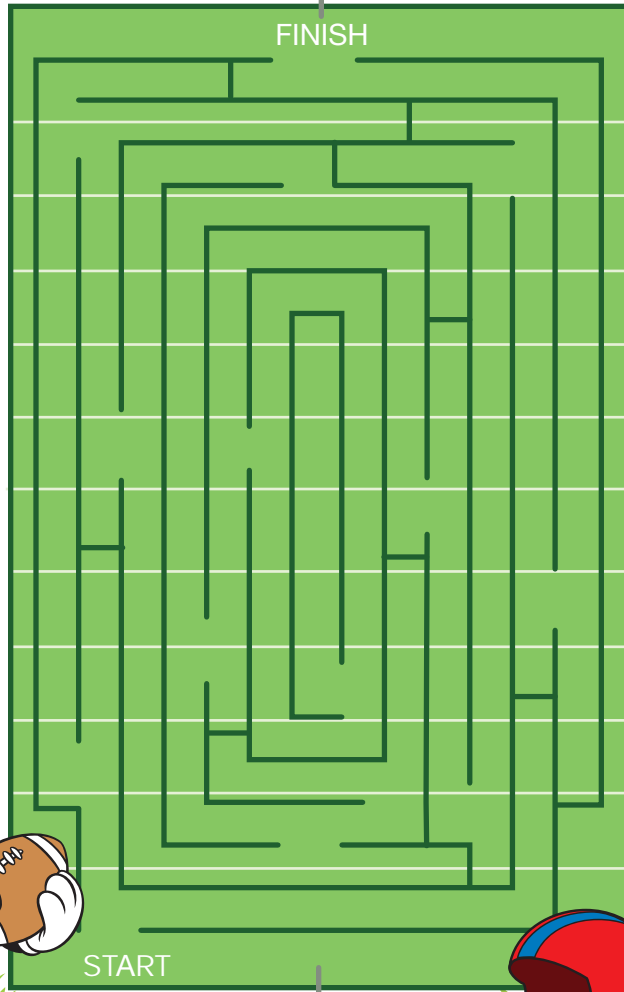


Mickey and Friends
Autumn Activity Book



Mickey's Football Maze

Score a touchdown with Mickey by helping him find the end zone.




Match the Autumn Objects



Lovely Leaves


Collect your favorite fall leaves, then trace them here and color them in.



Fall Favorites

Draw your favorite thing about fall.

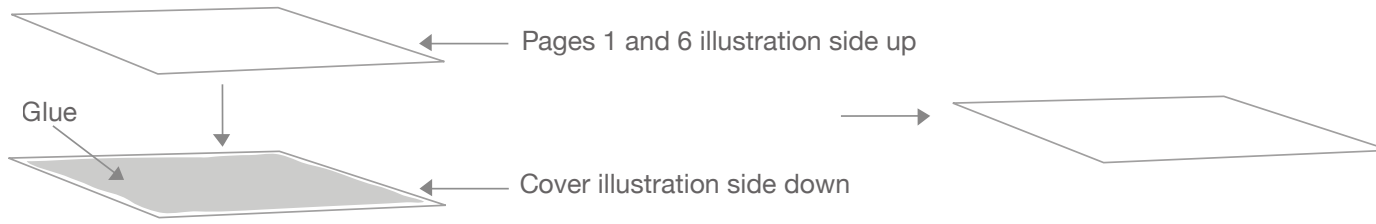
Festive Fall Coloring Page



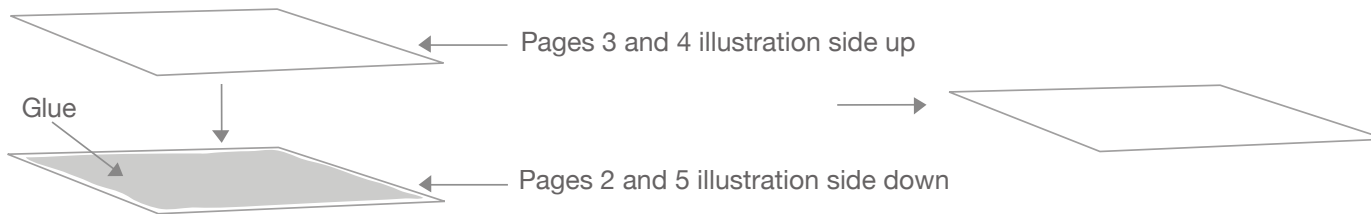
Mickey and Friends Autumn Activity Book

Instructions

1. Print all pages of the *Mickey and Friends Autumn Activity Book* and cut them out.
2. Place the cover, illustration side down, on a flat working surface. Spread wrinkle-free glue over the entire back of the cover. Now, place pages 1 and 6 (with the illustration side up) directly on top of the glue so that the edges line up. Smooth out any wrinkles.



3. Place pages 2 and 5 (with illustration side down) and cover the back with glue. Place pages 3 and 4 (with illustration side up) directly on top of the glued surface, lining up the edges and smoothing out the wrinkles.



4. After the glue has dried, fold all pages in half. Place pages 3 and 4 inside 1 and 6 to complete your book. Staple the spine of the book to hold it all together.

