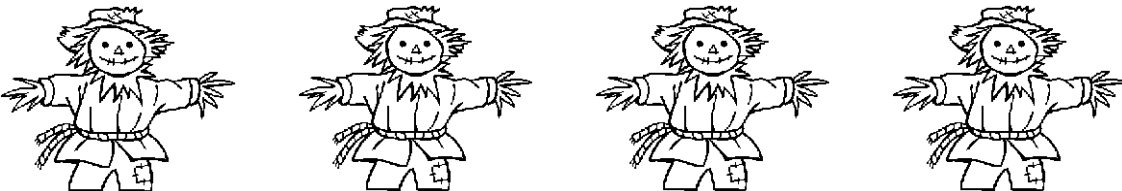






# Thanksgiving Worksheets

Name \_\_\_\_\_ Date \_\_\_\_\_




PREK/K • 001

THANKSGIVING • COUNTING FUN

**Instructions:** Have students count the seasonal items in each row and write the correct number in the space provided. When they're done, have them color the objects.

# Thanksgiving Worksheets

Name \_\_\_\_\_ Date \_\_\_\_\_



1. Color the pumpkin orange.
2. Color the corn yellow.
3. Color the pie red.

4. Color the turkey brown.
5. Color the child any way you like.

**Instructions:** Read students the directions for items 1-5. Give students time to complete each direction before you move on to the next one. Continue until the picture is complete.

# Thanksgiving Worksheets

Name \_\_\_\_\_

Date \_\_\_\_\_

corn

pie

cook


thanks

turkey

gravy

feast

fall



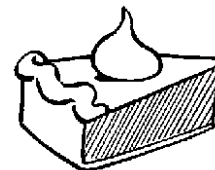

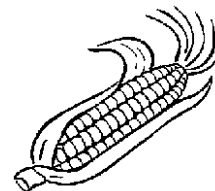
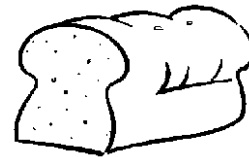

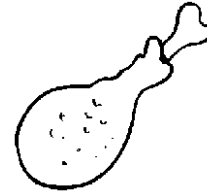


**Instructions:** Read each of the words out loud, then have students read them with you.

Have students print each Thanksgiving word in the space provided above.

# Thanksgiving Worksheets

Name \_\_\_\_\_

Date \_\_\_\_\_



PREK/K • 004

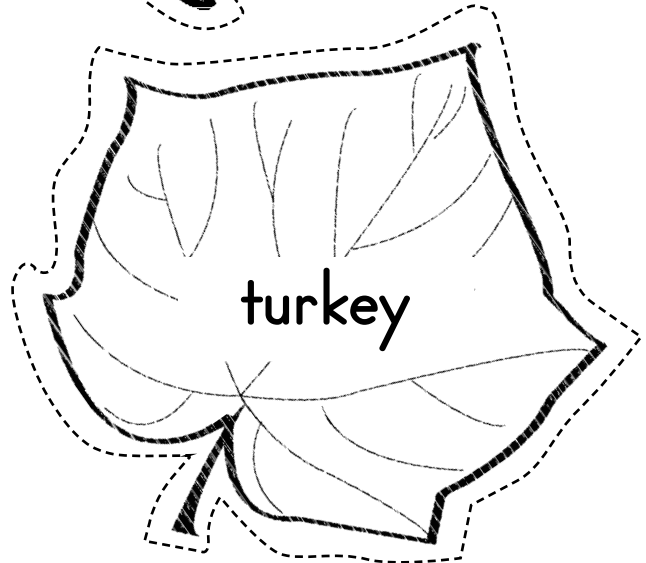




THANKSGIVING • VISUAL DISCRIMINATION

**Instructions:** Have students draw lines to match the food source with the food that might end up as part of their Thanksgiving feast.

# Thanksgiving Worksheets

Name \_\_\_\_\_

Date \_\_\_\_\_



**Instructions:** Color and cut out the fall leaves above. On another sheet of paper, use a glue stick to paste the leaves in alphabetical order.

# Thanksgiving Worksheets

Name \_\_\_\_\_ Date \_\_\_\_\_

I G R A V Y O  
F T H A N K S  
F E H C O R N  
E F A M I L Y  
A S N U P I E  
S L K F A L L  
T C O O K N O

GRADE ONE • 002


THANKSGIVING • WORD SEARCH

- |       |      |        |       |
|-------|------|--------|-------|
| cook  | corn | family | pie   |
| feast | fall | thanks | gravy |

**Instructions:** Find the Thanksgiving words hidden in the puzzle above.

# Thanksgiving Worksheets

Name \_\_\_\_\_ Date \_\_\_\_\_



GRADE ONE • 003

THANKSGIVING • MAKE-A-FEAST

**Instructions:** What will your Thanksgiving dinner look like? Draw your feast above.



# Thanksgiving Worksheets

Name \_\_\_\_\_ Date \_\_\_\_\_

**Directions:** Each Thanksgiving word is missing a letter. Write the correct letter in the circle to complete the word. Unscramble the letters in the circles to answer the Thanksgiving riddle below.

co○n

○ovember

p○mpkin

pie○

p○rade

○hursday


f○ast

h○rvest

○eaves

What can you never eat for Thanksgiving dinner?

b \_ \_ \_ kf \_ \_ \_ or \_ \_ \_ ch

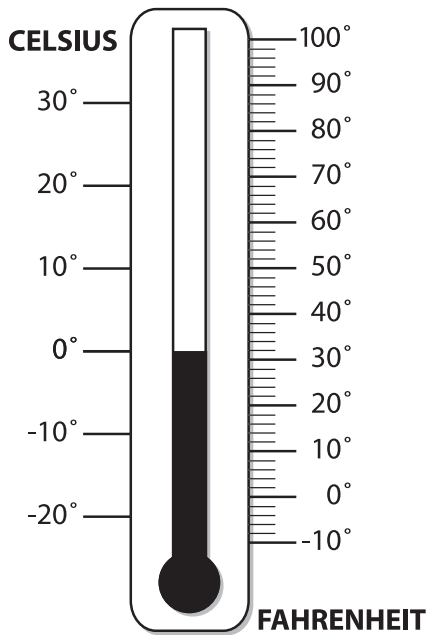


# Thanksgiving Worksheets

Name \_\_\_\_\_ Date \_\_\_\_\_

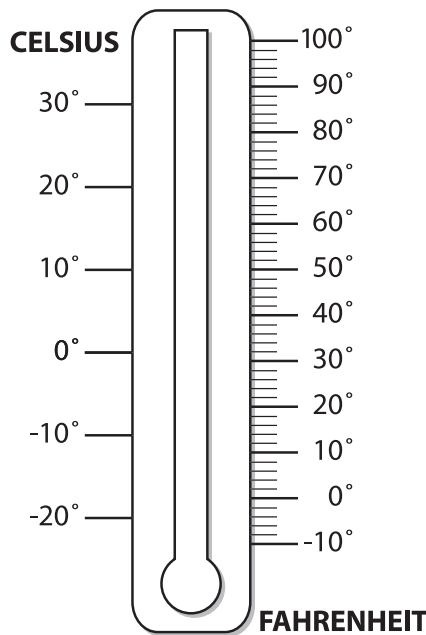
As winter approaches, the days begin to cool as the temperature drops. You can measure temperature changes on a **thermometer**. Temperature is measured in both celsius and Fahrenheit. With just a little practice, it's easy to read both.

GRADE TWO/THREE • 002



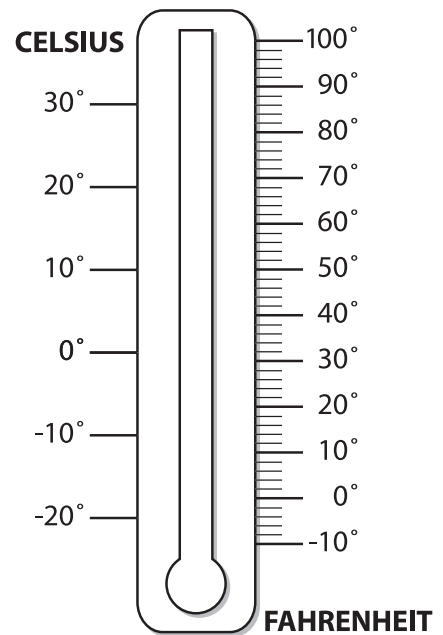
**A**

Puddles will start freezing when the temperature falls to  $0^{\circ}\text{C}$  (celsius). What is the temperature reading on the Fahrenheit scale when puddles start to freeze? \_\_\_\_\_



**B**

Fill in the center of the thermometer to show how it will look when it's  $40^{\circ}\text{F}$  outside.



**C**

Fill in the center of the thermometer to show how it will look when the temperature is  $30^{\circ}\text{C}$ .


THANKSGIVING • READING A THERMOMETER

Circle the letter of the thermometer above that shows the lowest temperature.

# Thanksgiving Worksheets

Name \_\_\_\_\_ Date \_\_\_\_\_

**Instructions:** Write a letter to yourself telling what you're most thankful for this Thanksgiving. Take it home to read at Thanksgiving dinner or post the letters in your classroom to create a "Wall of Thanks."



\_\_\_\_\_

\_\_\_\_\_

\_\_\_\_\_

\_\_\_\_\_

\_\_\_\_\_

\_\_\_\_\_

\_\_\_\_\_

\_\_\_\_\_

\_\_\_\_\_

\_\_\_\_\_

\_\_\_\_\_

# Thanksgiving Worksheets

Name \_\_\_\_\_ Date \_\_\_\_\_

**Instructions:** Fill in the blanks below with the parts of speech named in (parenthesis). Share your story with a friend.

This Thanksgiving I'm going to visit my \_\_\_\_\_ (noun).  
\_\_\_\_\_ (he/she) lives in \_\_\_\_\_ (proper noun). I'm very  
\_\_\_\_\_ (adjective) and a little bit \_\_\_\_\_ (adjective)  
to see \_\_\_\_\_ (him/her), because last Thanksgiving \_\_\_\_\_ (he/she)  
served \_\_\_\_\_ (noun) for dinner. To make the meal even  
more \_\_\_\_\_ (adjective), \_\_\_\_\_ (he/she) gave us each a  
\_\_\_\_\_ (noun) after dinner. All the same, I am very thankful  
for \_\_\_\_\_ (proper noun), because \_\_\_\_\_ (he/she) is such  
a thoughtful and considerate \_\_\_\_\_ (noun).

