







[www.kidsactivitydownloads.com](http://www.kidsactivitydownloads.com)



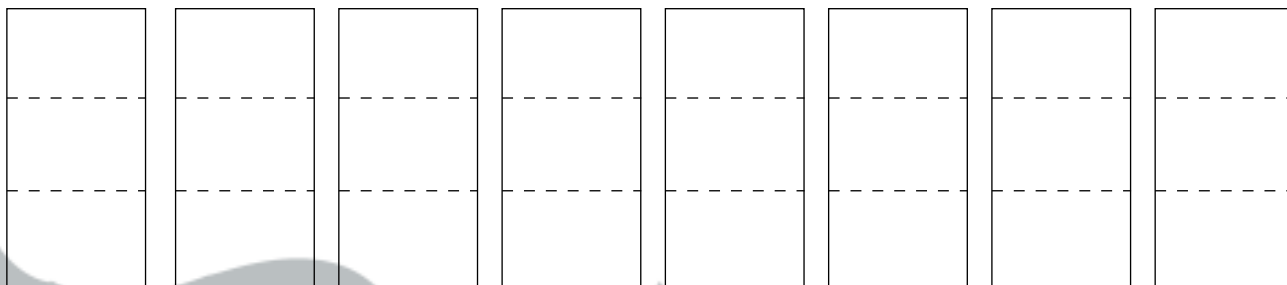
**Kids Activity Downloads**







Cut out these characters and paste or tape them to a strip of folded paper. Then attach that strip to the coloring page to create your own pop-up wonderland.



Fold me along the lines. Then paste or tape one end to a character and the other to the coloring page.







# Detective LITTLE BOY BLUE



by STEVE METZGER illustrated by TEDD ARNOLD

 SCHOLASTIC

WWW.SCHOLASTIC.COM



**M**Y NAME IS BLUE -  
**DETECTIVE** BLUE.  
YOU MIGHT KNOW ME  
AS LITTLE BOY BLUE.



by STEVE METZGER illustrated by TEDD ARNOLD




 SCHOLASTIC


WWW.SCHOLASTIC.COM



MARY'S LAMB **ALMOST** MADE  
IT INTO THE SCHOOLHOUSE.




I SEE THROUGH  
YOUR **DISGUISE!**



by STEVE METZGER illustrated by TEDD ARNOLD

 SCHOLASTIC

WWW.SCHOLASTIC.COM









# Host a DINO-mite Story Hour Event!

Inside this kit you will find:

- **5 Reproducibles:**
  - 1 Announcement/Invitation (Reproducible A)
  - 4 Coloring and Activity Sheets (Reproducible B–E)
- **30 DINO-mite Stickers**
- **1 Reading Is DINO-mite! Poster**



And don't forget to prepare ahead of time!  
Make sure you have these delightful books by  
**Jane Yolen and Mark Teague**



# Join Us for a DINO-mite Story Hour Event!



**Date:** \_\_\_\_\_

**Time:** \_\_\_\_\_

**Place:** \_\_\_\_\_

**R.S.V.P. By:** \_\_\_\_\_


**Phone:** \_\_\_\_\_

**E-mail:** \_\_\_\_\_





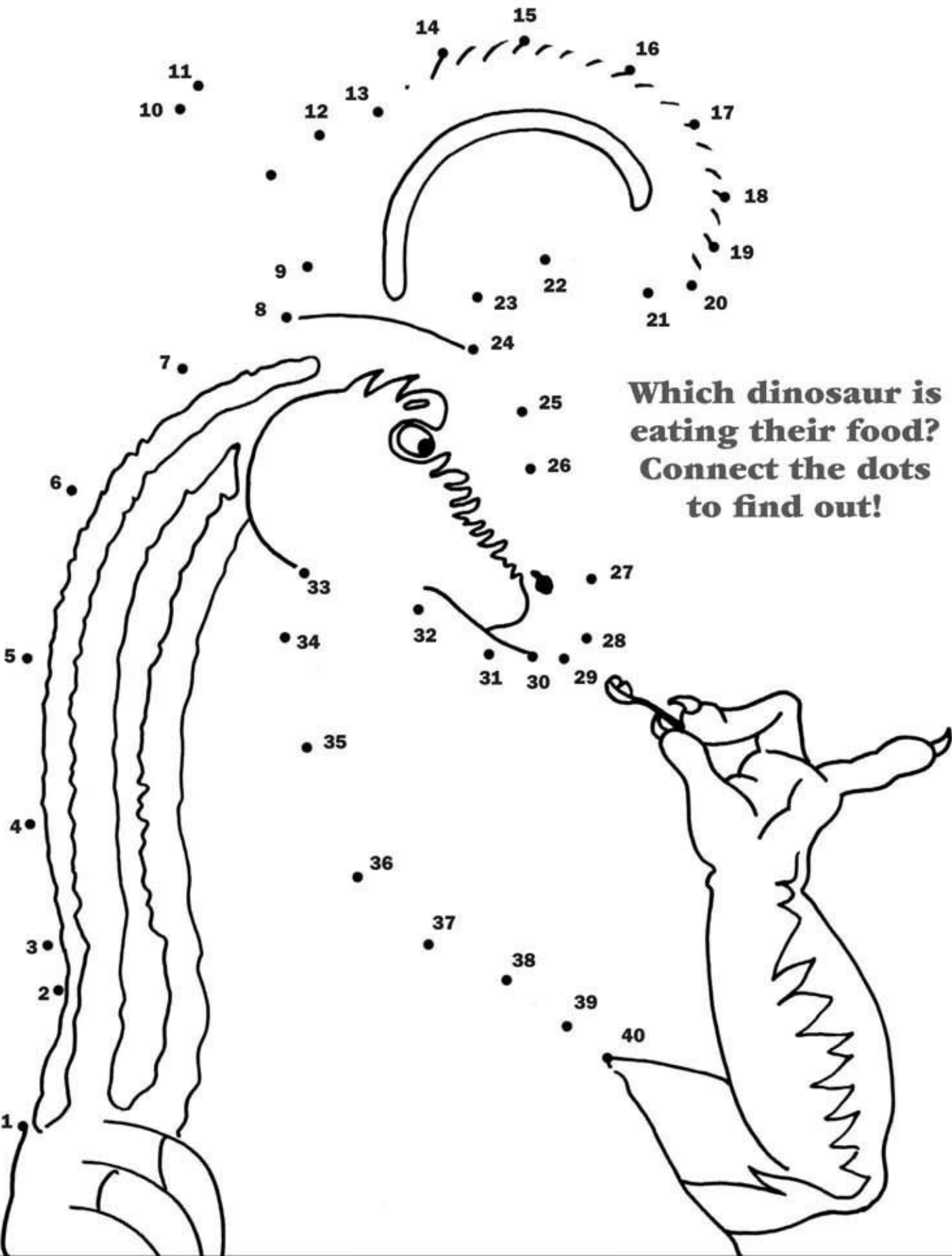
# How do YOU go to school?



**Do you walk?**

**Do you ride in a bus or car pool?**

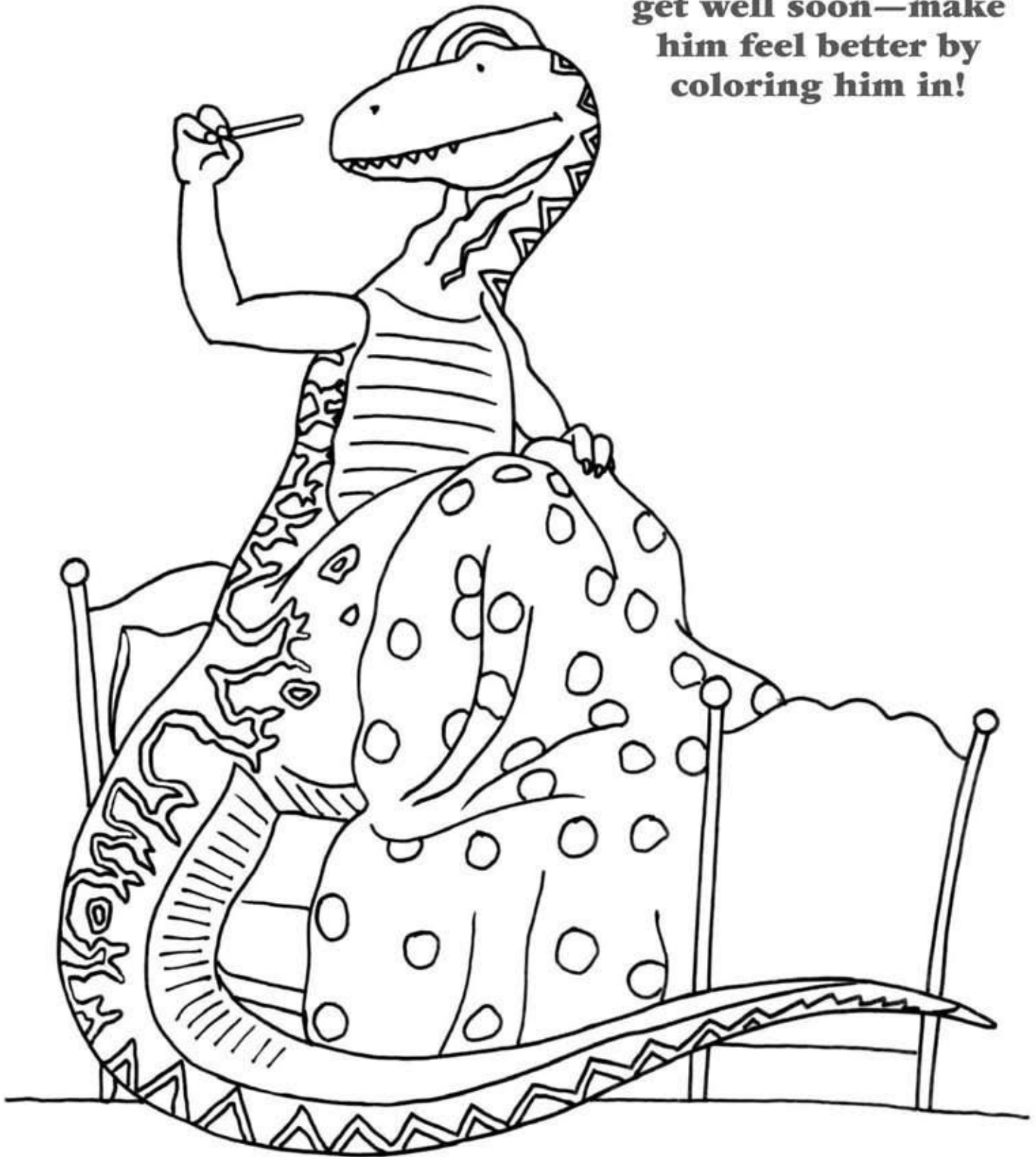
**Draw a picture to show us!**



**Which dinosaur is eating their food?  
Connect the dots to find out!**





**Help this dinosaur  
get well soon—make  
him feel better by  
coloring him in!**






# It's past this dinosaur's bedtime!

Can you help him  
find his way to bed?





**Bird is happier when he is with his friends.  
Can you help him find them?**



Scholastic Press

 **SCHOLASTIC**  
[www.scholastic.com](http://www.scholastic.com)

**REPRODUCIBLE D**

Maze

# Put on a smile and join us for **Grumpy Bird** Story Hour!

**Date:** \_\_\_\_\_


**Time:** \_\_\_\_\_

**Place:** \_\_\_\_\_

**RSVP By:** \_\_\_\_\_

**Phone:** \_\_\_\_\_

**E-mail:** \_\_\_\_\_



Scholastic Press

 **SCHOLASTIC**


[www.scholastic.com](http://www.scholastic.com)

**REPRODUCIBLE A**

Announcement/Invitation



# Color in Grumpy Bird and his friends!



Scholastic Press

 **SCHOLASTIC**  
[www.scholastic.com](http://www.scholastic.com)


**REPRODUCIBLE C**  
Coloring Sheet

SCHOLASTIC and associated logos are trademarks  
and/or registered trademarks of Scholastic Inc.  
Art © 2007 by Jeremy Tankard.

Help Manny choose the right path  
to find Flicker, Pat, and Squeeze.



START ▶



★ FINISH



Sunday Night Oct 4 at 7pm/6c Only on Disney Channel

For more fun and games, visit

[PlayhouseDisney.com/Manny](http://PlayhouseDisney.com/Manny)





Color in Manny, the tools, and the motorcycle!



Sunday Night Oct 4 at 7pm/6c Only on Disney Channel

For more fun and games, visit

[PlayhouseDisney.com/Manny](http://PlayhouseDisney.com/Manny)





# How Do Dinosaurs Clean Their Rooms?

Jane Yolen & Mark Teague

## Doorknob Hanger Directions:

1. Print this page.
2. Glue it to a piece of sturdy paper or lightweight cardboard.
3. Carefully cut out the doorknob hanger.

## Read them all!



Art © 2000-2006 by Mark Teague.

[www.scholastic.com](http://www.scholastic.com)

SCHOLASTIC and associated logos are trademarks and/or registered trademarks of Scholastic Inc. Art © 2000-2006 by Mark Teague.

 SCHOLASTIC

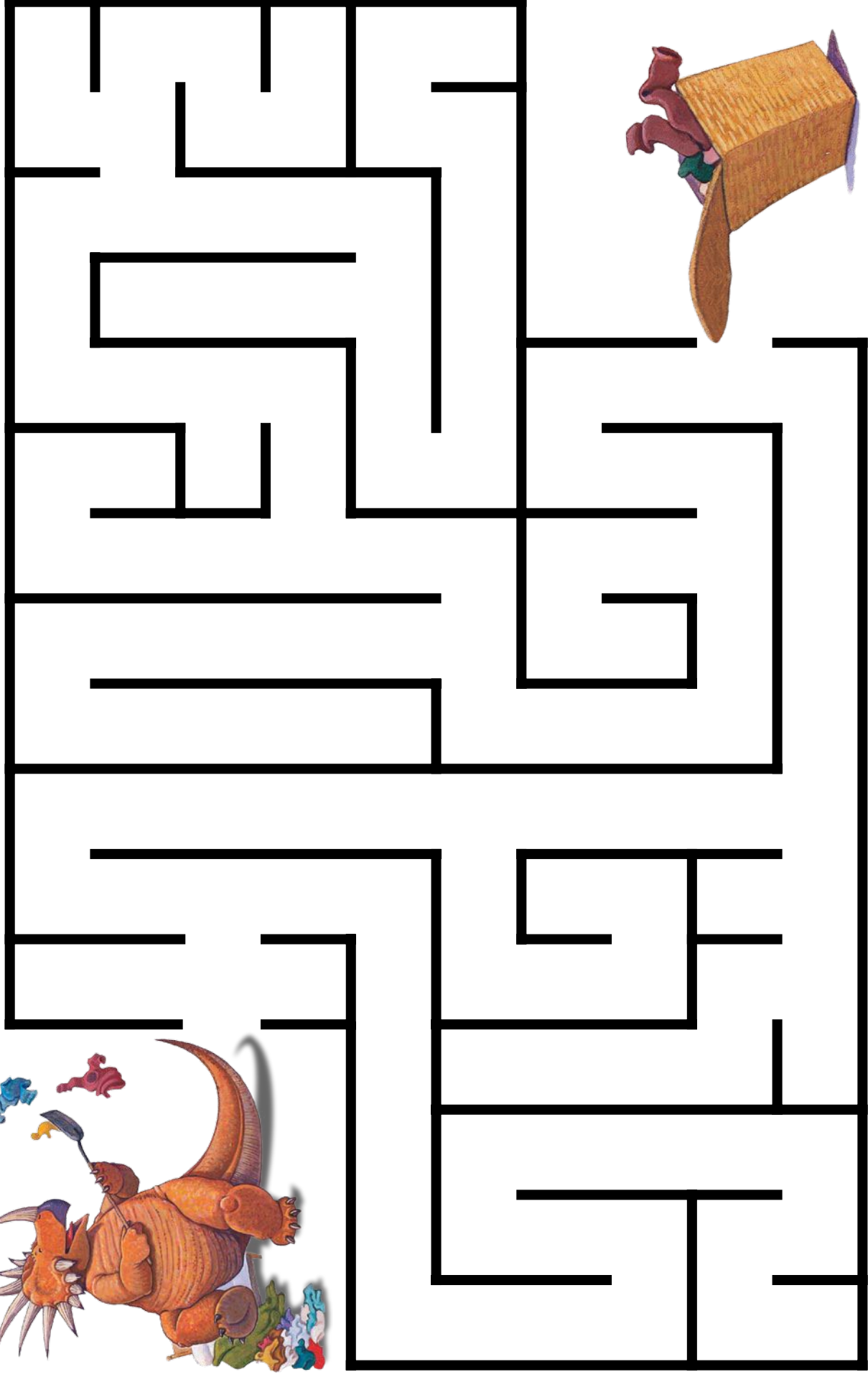
THE BLUE SKY PRESS



# How Do Dinosaurs Clean Their Rooms?

Jane Yolen & Mark Teague

Can you help this dinosaur put his clothes in the basket?



[www.scholastic.com](http://www.scholastic.com)




THE BLUE SKY PRESS 



# How Do Dinosaurs Clean Their Rooms?

Jane Yolen & Mark Teague

Have fun and color in the dinosaur and his room.



[www.scholastic.com](http://www.scholastic.com)

 SCHOLASTIC

THE BLUE SKY PRESS 

SCHOLASTIC and associated logos are trademarks and/or registered trademarks of Scholastic Inc. Art © 2000-2006 by Mark Teague.

# SAIL AWAY WITH SEYMOUR

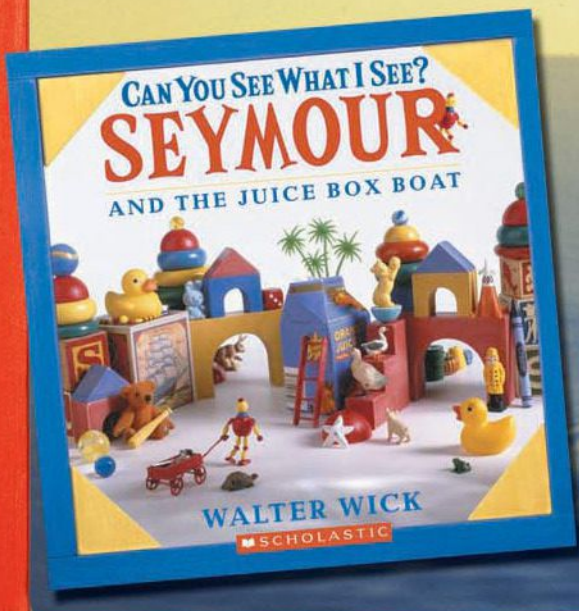
## IN YOUR OWN JUICE BOX BOAT

TO BUILD YOUR BOAT, YOU MUST FIRST  
FIND A PIECE OF PAPER

THEN, FIND A SIPPING  
STRAW THAT BENDS

AND ONE  
JUICE CARTON

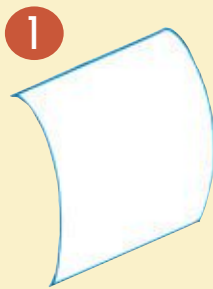
NOW YOU'RE READY TO BEGIN!






# What you need

- 1 A sheet of paper
- 2 A bendy straw
- 3 An 8-ounce orange juice carton or milk carton
- 4 A pair of safety scissors
- 5 A roll of tape

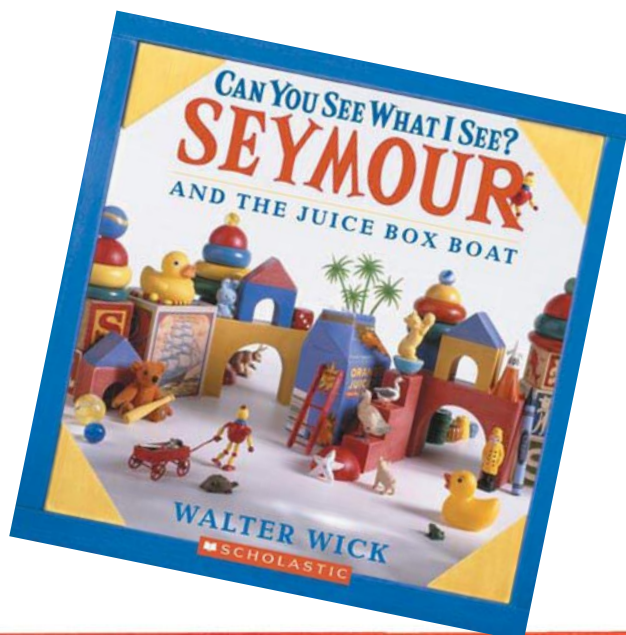



# What to do

1. Wash your carton thoroughly.
2. Carefully cut along dotted lines.  
Shown in diagram A.
3. Poke a hole in the side of your carton with a pencil. Shown in diagram B.  
If you need help, ask a parent or a teacher.



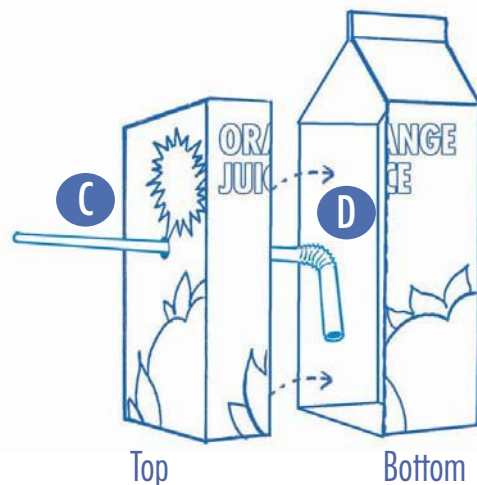
Cut off the top third of the carton.




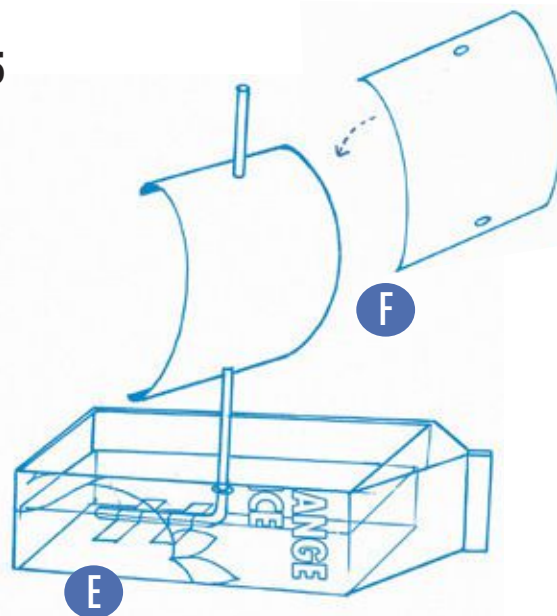


# What to do

4. Insert the straw into the hole with the bendy part at the bottom. Trim the straw as needed to allow the short section of the straw to fit inside the boat. Shown in diagram C.
5. Begin to slide top section into the bottom section. Shown in diagram D. Before completely fitting straw/carton section assembly into the base, tape the straw to the bottom of the boat. Shown in diagram E. Top section should fit snugly without the need for tape or glue.
6. Make your paper sail about 4 inches wide and 5 inches tall. Poke holes for the mast slide it over the straw. Shown in diagram F.
7. Decorate your boat however you want to.
8. You're finished! Your new boat will float in the water and skim along the surface if you blow on the sail.



Insert smaller section of box into larger section.



## Don't Forget

Advanced boat builders can make a three-masted ship by using a 32-ounce carton, 3 straws, and 3 sails.

# CAN YOU SEE WHAT I SEE?

## The Letter Game

Chose a letter and fill in this sheet with as many things as you can see that begin with that letter. Who can find the most things? Who found something no one else did?

Letter: \_\_\_\_\_

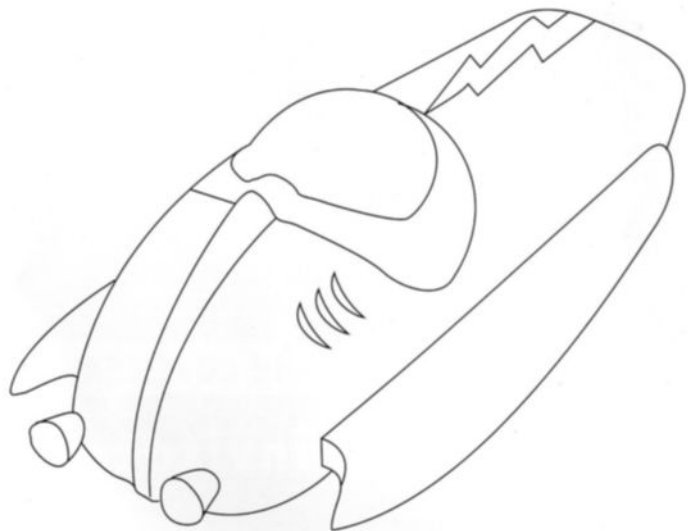

1. \_\_\_\_\_ 6. \_\_\_\_\_

2. \_\_\_\_\_ 7. \_\_\_\_\_

3. \_\_\_\_\_ 8. \_\_\_\_\_

4. \_\_\_\_\_ 9. \_\_\_\_\_

5. \_\_\_\_\_ 10. \_\_\_\_\_



Reproducible B

 **SCHOLASTIC**


SCHOLASTIC and associated logos are trademarks and/or registered trademarks of Scholastic Inc.





# Maya & Miguel Rainy Day Fun Maze

Abuela has made a tasty meal. Help Maya & Miguel find their way home for lunch.



 SCHOLASTIC

[www.scholastic.com](http://www.scholastic.com)


Scholastic, MAYA & MIGUEL and logos are trademarks of Scholastic, Inc.

**< BACK**



**Mickey Mouse Clubhouse  
Choo-Choo Express  
Doorknob Hanger  
Directions:**

- 1. Print this page.**
- 2. Glue it to a piece of sturdy paper or lightweight cardboard.**
- 3. Have an adult cut along the dotted lines.**



**'S ROOM**

For more fun and games, visit  
[PlayhouseDisney.com/MickeyMouseClubhouse](http://PlayhouseDisney.com/MickeyMouseClubhouse)



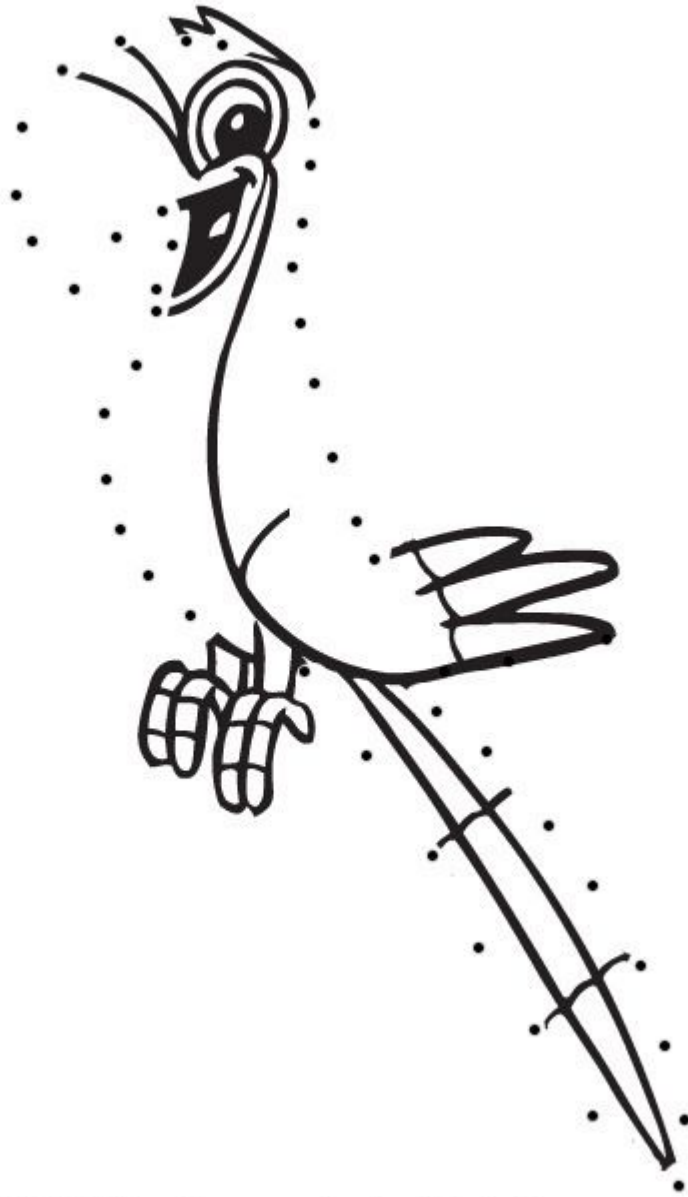
**Sunday Night Oct 25 at 7pm/6c Only on Disney Channel**

For more fun and games, visit  
[PlayhouseDisney.com/MickeyMouseClubhouse](http://PlayhouseDisney.com/MickeyMouseClubhouse)





**GUESS WHO?**



MAYA & MIGUEL and logos are trademarks of Scholastic Inc.  
© 2004 Scholastic Entertainment Inc. All rights reserved.

**< BACK**

# Rhyme Time

## Write your own riddle!

Using a page from the book, write your own riddle that starts with *CAN YOU SEE WHAT I SEE?*  
Make sure that every other line rhymes, too. That's the tricky part.

Your name: \_\_\_\_\_

Name of  
the puzzle: \_\_\_\_\_



*CAN YOU SEE WHAT I SEE?* \_\_\_\_\_

\_\_\_\_\_

\_\_\_\_\_

\_\_\_\_\_

\_\_\_\_\_



Reproducible C

 **SCHOLASTIC**

SCHOLASTIC and associated logos are trademarks and/or registered trademarks of Scholastic Inc.







# First Day of School

## Fill in the blanks

In *Brand New School, Brave New Ruby*, Ruby is starting the third grade in a new school. Morning time is happy time for Ruby. Fill in the blanks and write your own morning story.

I wake up at \_\_\_\_\_ o'clock, and brush my \_\_\_\_\_. I get  
(time) (body part)

my \_\_\_\_\_ out of the closet, and start to \_\_\_\_\_.  
(article of clothing) (something to do)

My bed is usually a mess, so I \_\_\_\_\_ and put my favorite  
(something to do)

\_\_\_\_\_ on top of it. In the kitchen, my \_\_\_\_\_ is  
(thing or things) (family member)

making breakfast. I absolutely love \_\_\_\_\_ with \_\_\_\_\_.  
(food) (food)

and eat it almost every day. To get to school, I \_\_\_\_\_.  
(mode of transportation)

Everyone meets in my classroom, and then \_\_\_\_\_ begins. My  
(class)

teacher is happy when we all \_\_\_\_\_. At recess, my  
(something to do)

BFF and I like to \_\_\_\_\_ together. Lunch time is fun time,  
(something to do)

because \_\_\_\_\_ and I sit together and \_\_\_\_\_ while  
(friend) (something to do)

we eat our lunches. Morning is over, but tomorrow I get to do it all again!



www.scholastic.com



Reproducible C

# School Supplies Word Search

Ruby is starting third grade in a brand-new school and needs lots of supplies.  
Can you help by finding the items on her list below in this word search?

T	T	D	N	J	O	L	I	C	N	E	P	O	I	P	O
I	H	J	I	F	Y	C	F	R	X	T	Q	U	B	V	O
B	N	B	S	B	E	H	O	V	L	J	J	L	O	B	R
S	S	O	Y	J	B	S	S	M	W	U	O	F	A	Q	U
H	H	H	T	H	S	L	F	D	P	O	W	S	C	S	E
A	A	S	R	E	Z	F	T	D	U	A	A	R	R	T	M
R	I	C	G	V	B	K	A	J	T	V	S	G	N	A	V
K	S	C	I	S	S	O	R	S	W	R	I	S	V	P	A
Z	Z	O	U	M	B	L	O	H	E	B	L	L	X	L	Q
H	H	V	T	E	L	B	R	K	L	I	O	G	O	E	M
R	X	N	S	Y	R	D	R	S	U	L	C	Z	B	R	H
E	E	P	A	T	H	A	H	I	B	M	N	S	O	H	E
L	Q	I	T	R	M	H	S	C	U	L	T	H	T	B	L
U	P	S	D	K	N	P	E	I	G	L	U	E	X	E	Y
R	M	A	Y	W	F	N	O	M	Y	Y	S	I	O	P	A
M	R	U	S	T	A	P	O	M	Z	C	H	U	R	T	V



- |          |          |         |      |         |
|----------|----------|---------|------|---------|
| Pencil   | Notebook | Ruler   | Glue | Markers |
| Scissors | Compass  | Stapler | Tape |         |



# Lunch Scramble Supreme!

Ruby meets her BFF Teresa Petticoat every day for lunch in the cafeteria. Can you unscramble the words below and then fill in the letters that go with the numbers to discover Ruby's coded message to Teresa? Hint: all the words are things you can find in a lunch box.

CIEJU OBX

2							

RMSEHOT

7						

ERSGPA

6					

PAPLE

1				

ANNBAA

--	--	--	--	--	--

WDICSANH

4							

SHPCI

--	--	--	--	--

RTOSACR

3						

KPANIN

--	--	--	--	--	--

SECOKOI

5						

LIK M

--	--	--	--


1	2	3	4

5	6	7





# Answer Key






**Answer Key**  
Reproducible B:  
Word Search



CIEUX JBO	J U I C E	B O X
RMSEHOT	T H E R M O S	
ERSGPA	G R A P E S	
PAPLE	A P P L E	
ANNBAA	B A N A N A	
WDICSANH	S A N D W I C H	
SHPCI	C H I P S	
RTOSACR	C A R R O T S	
KPANIN	N A P K I N	
SECOKOI	C O O K I E S	
LIK M	M I L K	
	L E T ' S	E A T !
	1 2 3 4	5 6 7

**Answer Key**  
Reproducible D  
Unscramble



Read about all of Ruby's adventures in the **Ruby and the Booker Boys** series by Derrick Barnes.



[www.scholastic.com](http://www.scholastic.com)



**Reproducible A**