


# Reading Skills

**K**  
Kindergarten


\_ an  
\_ an  
\_ an  
\_ at  
\_ at  
\_ at




c \_ w



p \_ g



h \_ n



d \_ c k

# Table of Contents

---

## Kindergarten Reading Essentials


Beginning Sounds: A to E  
Beginning Sounds: F to J  
Beginning Sounds: K to O  
Beginning Sounds: P to T  
Beginning Sounds: U to Z  
Word Search: A B C  
Play Time! Word Completion  
Missing Vowels #1  
Missing Vowels #2  
Which One Doesn't Belong?  
Meet the "an" Family  
Word Family Match #1  
Rhyme Time!  
Rhyming Raindrops  
Word Family Match #2  
Word Changer #1 #1  
Word Changer #1 #2  
Letter Binfo  
Letter Roll

*Certificate of Completion*


Want more workbooks? Join [Education.com Plus](http://www.education.com/education-plus/) to save time and money.  
<http://www.education.com/education-plus/>

# Beginning Sounds


Draw a line matching each picture with the letter that makes its beginning sound.




A




B



C



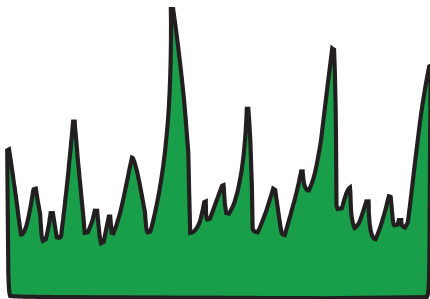


D



E

# Beginning Sounds

Draw a line matching each picture with the letter that makes its beginning sound.



F

G


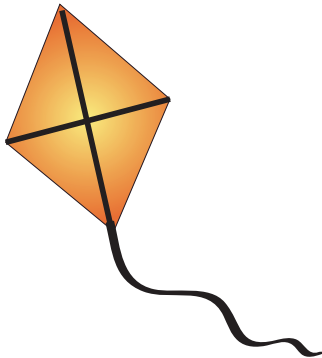



H

I

J

# Beginning Sounds

Draw a line matching each picture with the letter that makes its beginning sound.



K

L



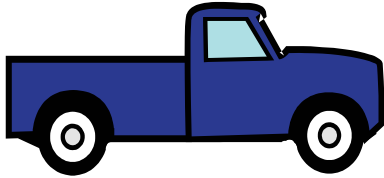
M

N

O

# Beginning Sounds

Draw a line matching each picture with the letter that makes its beginning sound.



P

Q

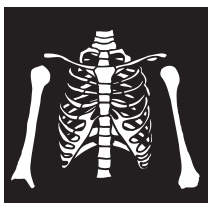




R

S

T

# Beginning Sounds

Draw a line matching each picture with the letter that makes its beginning sound.



U

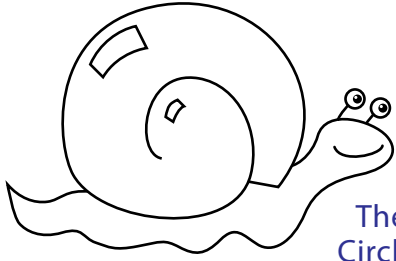
V

W

X


Y

Z





# Word Search




Sight Words *away-came*




There are 8 words hidden in the puzzle below.  
Circle the words as you find them and then cross  
each one off the list on the bottom of the page.  
Then color in the art!



b	u	h	e	b	l	u	n	e	
b	h	o	a	c	a	m	e	s	w
l	a	h	c	a	h	i	n	f	a
a	a	k	e		b	l	u	e	
c	b	d	u		i	h	a	t	
k	r	b	o		g	e	t	o	
v	o	o	a	v	b	a	h	s	o
a	w	a	y	e	u	n	j	e	b
t	n	i	t	r	t	w	a	d	e
t	e	w	a	c	a	s	a	f	



away   be   big   black  
blue   brown   but   came





# Play Time!




Say the name of each picture. Which letter will complete the word?  
Draw a line connecting the letter to the name of each picture.  
Then write the letter in the blank.




\_\_\_\_\_  
-----  
\_\_\_\_\_ ite

t



\_\_\_\_\_  
-----  
\_\_\_\_\_ oy

b



\_\_\_\_\_  
-----  
\_\_\_\_\_ lane

k





\_\_\_\_\_  
-----  
\_\_\_\_\_ oat

p

# MISSING VOWELS


There are many vowels hiding in the barn. Can you help the farm animals find the missing vowel in their names?




c \_ \_ w



p \_ \_ g




h \_ \_ n



d \_ \_ c k

# Missing Vowels


Look at the pictures and fill in the missing vowel to complete each word.



v \_ \_ n



l \_ \_ g



h \_ \_ n




e

o

a

# Which One Doesn't Belong?


Look at the three pictures below and cross out the one which does not rhyme.




# Meet the "an" Family

Look at the pictures and fill in the missing letter to complete each word.


\_\_\_\_ an



\_\_\_\_ an



\_\_\_\_ an



RHYME TIME!

Draw lines to connect the words that rhyme.



STAR

---




TREE

---



RAKE

---



FROG

---



MOUSE

---



HOUSE

---



CAKE

---



CAR

---



BEE

---



DOG

---

# Word Family Match

Draw a line connecting the two words that are in the same word family.




dot




pit

dig



wig

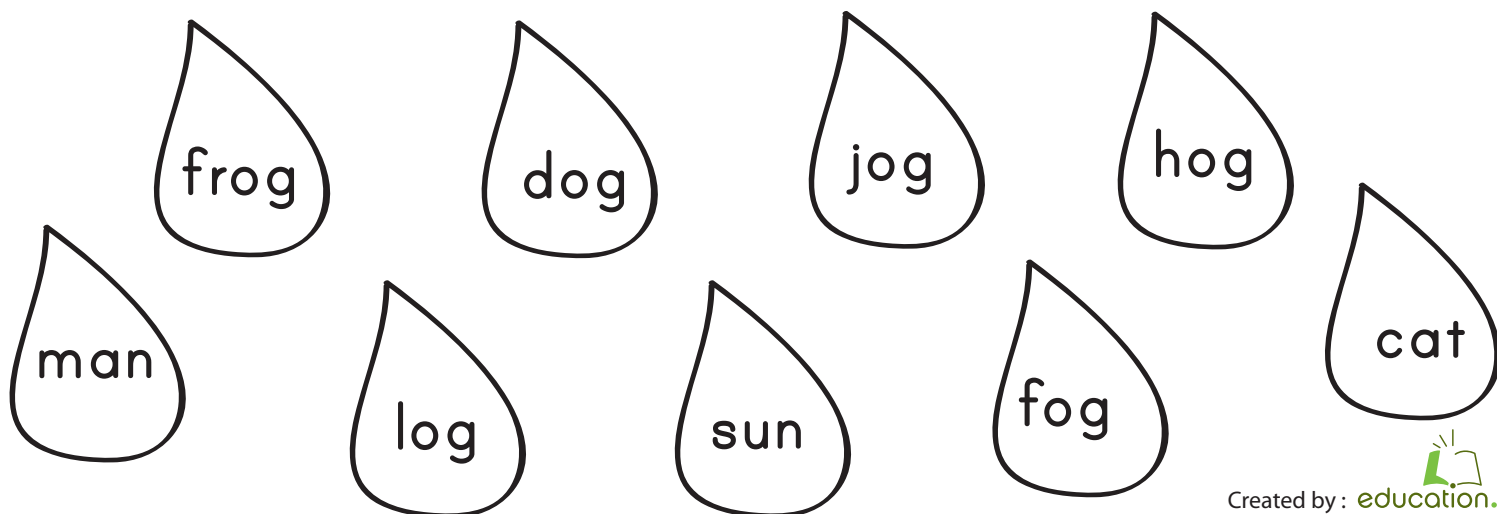

wet



hot

# Rhyming Raindrops

Color then cut out the rhyming raindrops at the bottom of the page and glue them onto the umbrella.





# Word Family Match

Draw a line connecting the two words that are in the same word family.

hit



big

pet


met

mat




sit

got



Starting with the first word, change one letter to make the next word.




  r     u     g  



\_\_\_\_\_




\_\_\_\_\_



\_\_\_\_\_



\_\_\_\_\_



\_\_\_\_\_

Starting with the first word, change one letter to make the next word.



h a t



\_\_\_\_\_



\_\_\_\_\_



\_\_\_\_\_















\_\_\_\_\_



\_\_\_\_\_

# Letter Bingo 1

	A	B	C	D	E	
	F	G	H	I	J	
	K	L	M	N	O	
	P	Q	R	S	T	
	U	V	W	X	Y	
						



INSTRUCTIONS: Color these circles and cut them out to use as chips, or grab a marker and cross them out as you go.

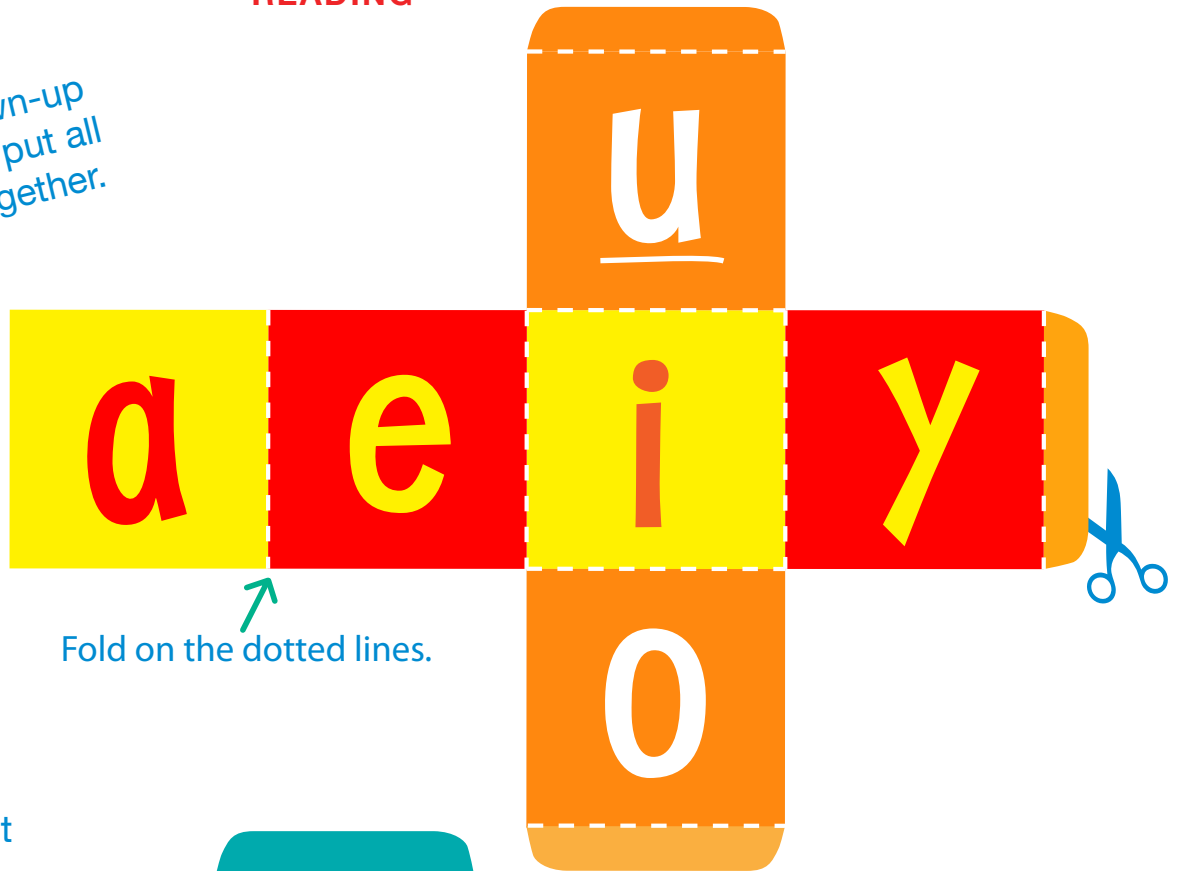
BONUS QUESTION: What letter is missing?  
After you get BINGO, color in all the letters.



# Letter Roll

READING

Have a grown-up  
cut out and put all  
the dice together.

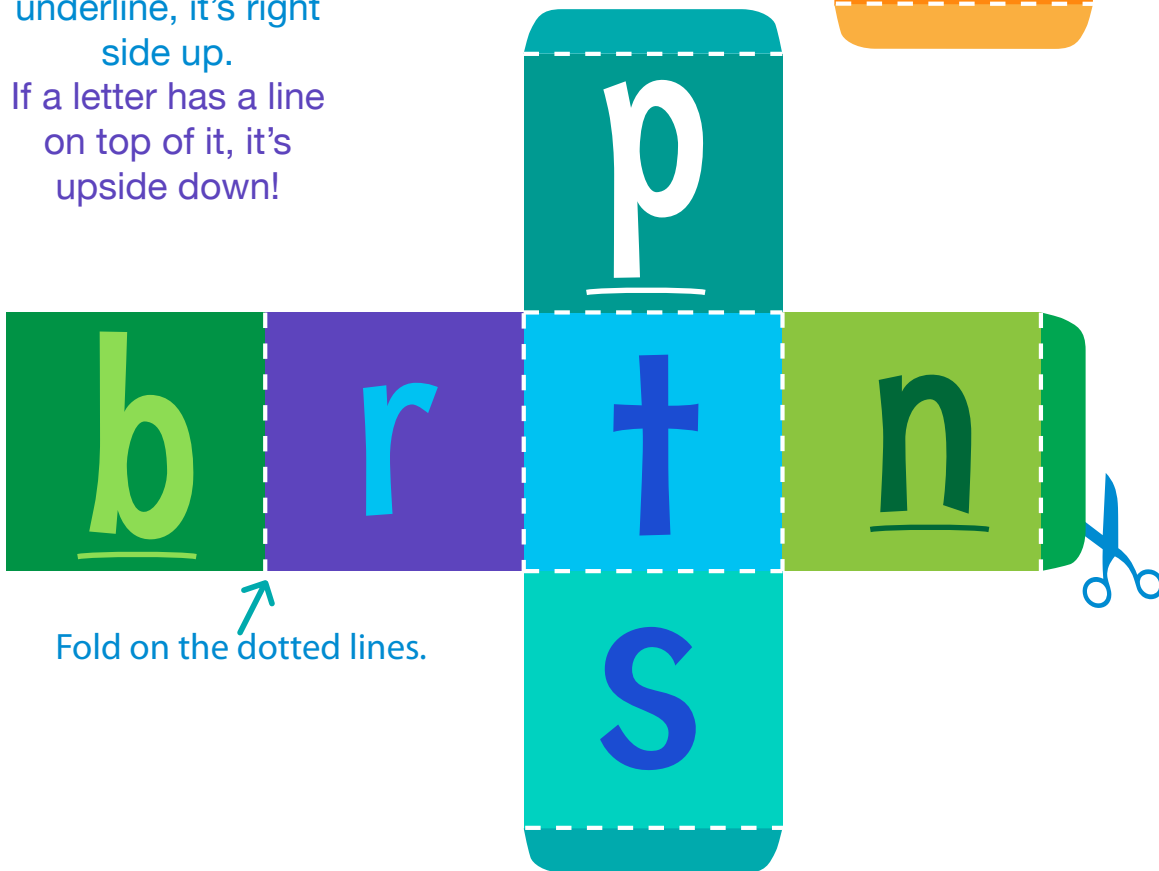


Fold on the dotted lines.

**TIP:**

If a letter has an underline, it's right side up.

If a letter has a line on top of it, it's upside down!

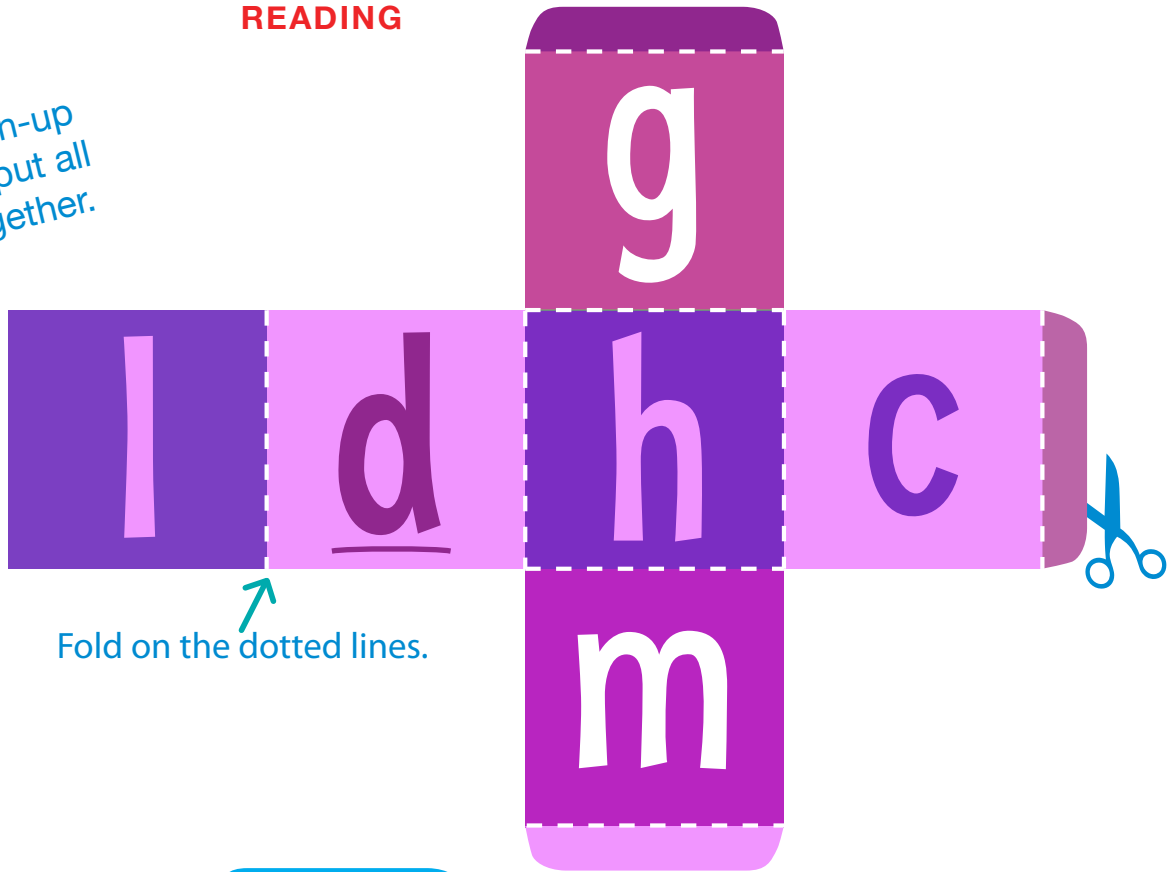


Fold on the dotted lines.

# Letter Roll

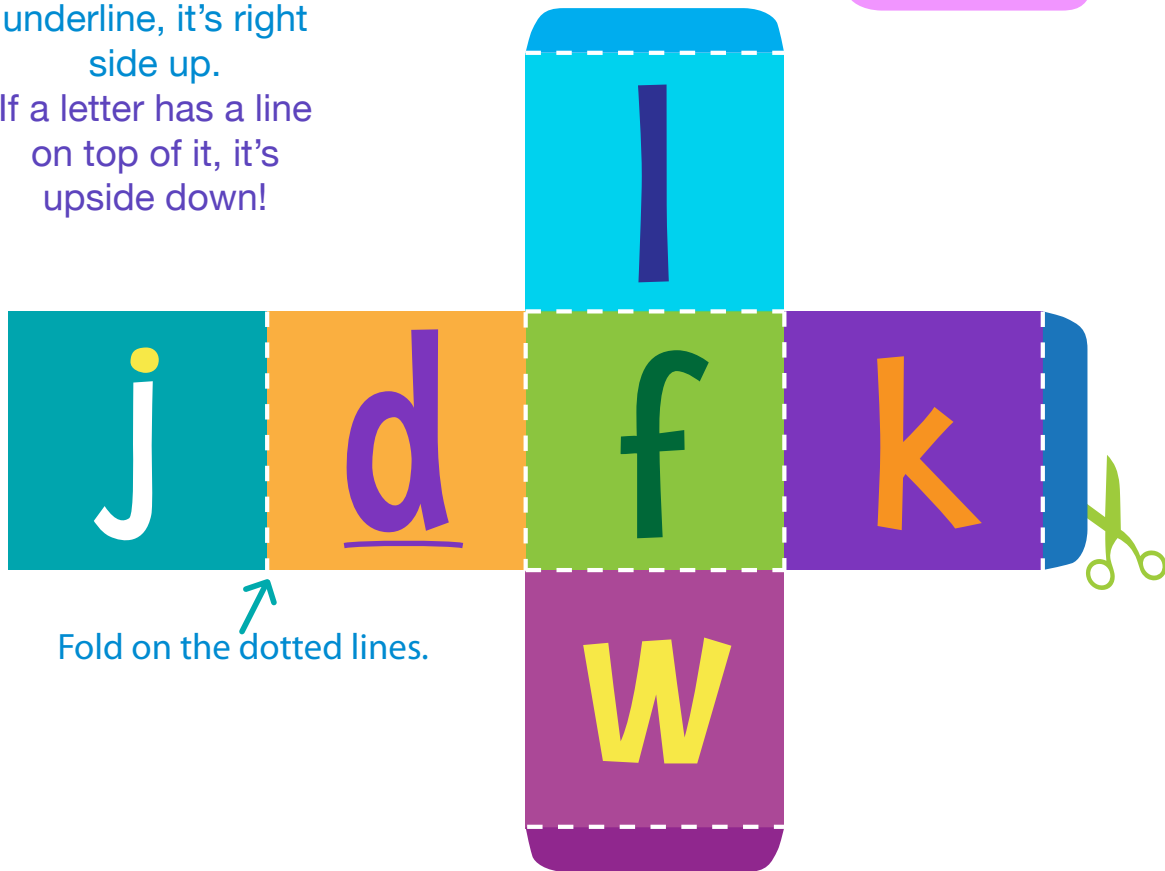
READING

Have a grown-up cut out and put all the dice together.



**TIP:**

If a letter has an underline, it's right side up.  
If a letter has a line on top of it, it's upside down!



**Great job!**

---

is an Education.com reading superstar

