

# READY WRIGLEY PREPARES FOR HURRICANES



U.S. Department of  
Health and Human Services  
Centers for Disease  
Control and Prevention

This series has been endorsed by:

American Academy  
of Pediatrics



DEDICATED TO THE HEALTH OF ALL CHILDREN™

[www.healthychildren.org](http://www.healthychildren.org)



**Save the Children®**

[www.savethechildren.org/GetReadyGetSafe](http://www.savethechildren.org/GetReadyGetSafe)




NAME : \_\_\_\_\_

### **Note to Parents, Guardians, and Teachers**

The Centers for Disease Control and Prevention has created **Ready Wrigley** to provide parents, guardians, teachers, and young children with tips, activities, and a story to help the whole family prepare for emergencies. Together with your child, join Wrigley as she helps her family prepare for emergencies by staying informed, packing emergency kits, and making a family communication plan.

The activity book is designed to provide an interactive tool to further your child's education and promote disaster preparedness in your community. We hope you will encourage its use in your schools, communities, and families to help children learn the importance of being prepared.

A hurricane is forming over the ocean!  
Wrigley and her family sit down to go  
over their family communication plan.




**Fill out a plan with your family to have  
in an emergency.**

Cut Here

MY FAMILY COMMUNICATION PLAN


 My Name: \_\_\_\_\_


 My Address: \_\_\_\_\_  
\_\_\_\_\_


 My Telephone Number: \_\_\_\_\_


 Meeting Place: \_\_\_\_\_

**Family Information** 

 Work Number: \_\_\_\_\_

 Cell Number: \_\_\_\_\_


 Email: \_\_\_\_\_

 Neighbor/Relative name and number:  
\_\_\_\_\_

 Out of town contact name and number:  
\_\_\_\_\_

**Always remember to dial 911 in emergencies.**

Wrigley and her family watch TV for news about the hurricane. Unlike tornadoes, people know about a hurricane days before it hits land and can get ready.



A hurricane is a big storm that travels across the ocean. It is important to be ready and prepared in case a hurricane moves toward land.




A **hurricane watch** is issued if the storm might reach land within 2 days. Make your plans and get ready!

A **hurricane warning** is issued 36 hours before the storm is likely to reach land. Be ready to take action right away!


# SPOT THE HURRICANE

If a hurricane moves towards land it usually hits islands and places along the coast. Hurricanes cause heavy rain, strong winds, and large waves which often damage homes, cars, and trees.

**Color the picture that looks like a hurricane is happening.**



The hurricane is moving towards Wrigley's town. The family needs to make sure they are ready for the big storm. What should they do?




READY WRIGLEY TO THE RESCUE!



# SEARCH AND FIND

Before the hurricane gets closer to land, Wrigley helps her family board up the windows and bring items that could blow away inside.

**Help the family by circling the items that could blow away.**



# EMERGENCY KIT SEARCH

Wrigley's family checks to make sure their emergency kit is ready. An emergency kit keeps everything you might need in an emergency in one place.

**Can you help? Find and circle the emergency kit words below. The words can be across, down, or even diagonal.**

M I V G T O P O N Y L S R  
O Z E W H I S T L E X L N  
N B Z N J P A X J A A E B  
E A C B P Y S U U Z G E A  
Y T E M E D I C I N E P N  
U T L L L F X F H B U I D  
C E L O W O M A P V N N A  
R R P U K O Y O R Z M G G  
E I H V X D I W F A E B E  
A E O M T D P K A Z S A R  
B S N S A R V L V T V G G  
W X E R W V U V U Z E T O  
F L A S H L I G H T Y R T


BANDAGE	MEDICINE
BATTERIES	MONEY
CELL PHONE	RADIO
FLASHLIGHT	SLEEPING BAG
FOOD	WATER
MAP	WHISTLE



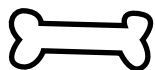
# PICTURE FIND

Pets need to be ready, too!

Find the objects below that Wrigley would need in her emergency kit.



Blanket



Bone



Bowl



Collar



Crate



Food



Leash



Medicine



Picture



Records



Water

It is important to stay inside during a hurricane and away from windows. Wrigley and her family find a safe place in their house to take shelter during the storm.



A safe shelter is one without windows on the lowest level of a building.

As the storm gets stronger, Wrigley and her family are told to evacuate to a shelter. They follow the evacuation signs to leave town.

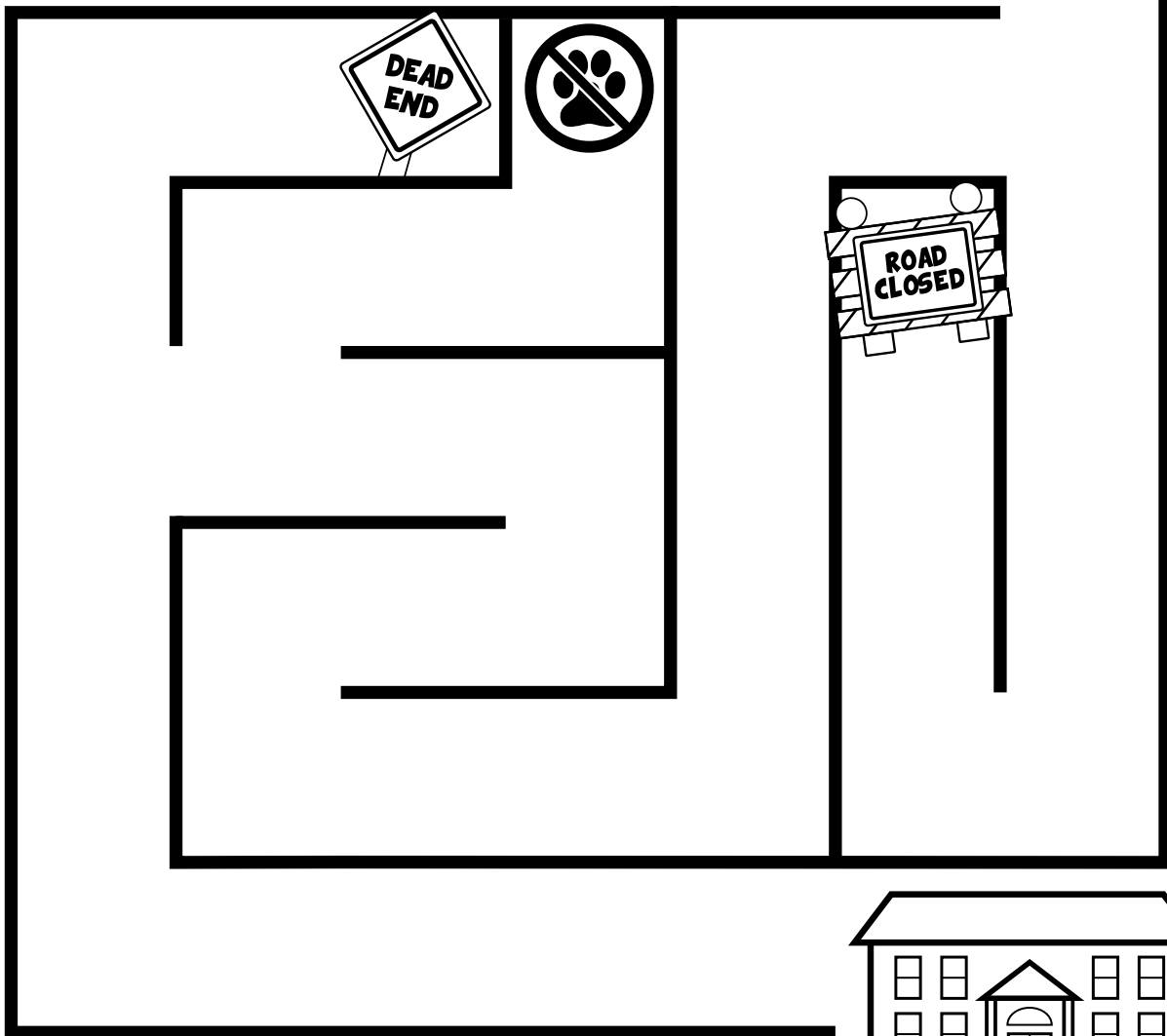
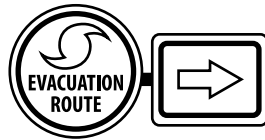


An evacuation means that you have to move to a safer place because it may be dangerous to stay at home.

# MAZE

Wrigley and her family grab their emergency kits and IDs and go to a pet-friendly shelter.

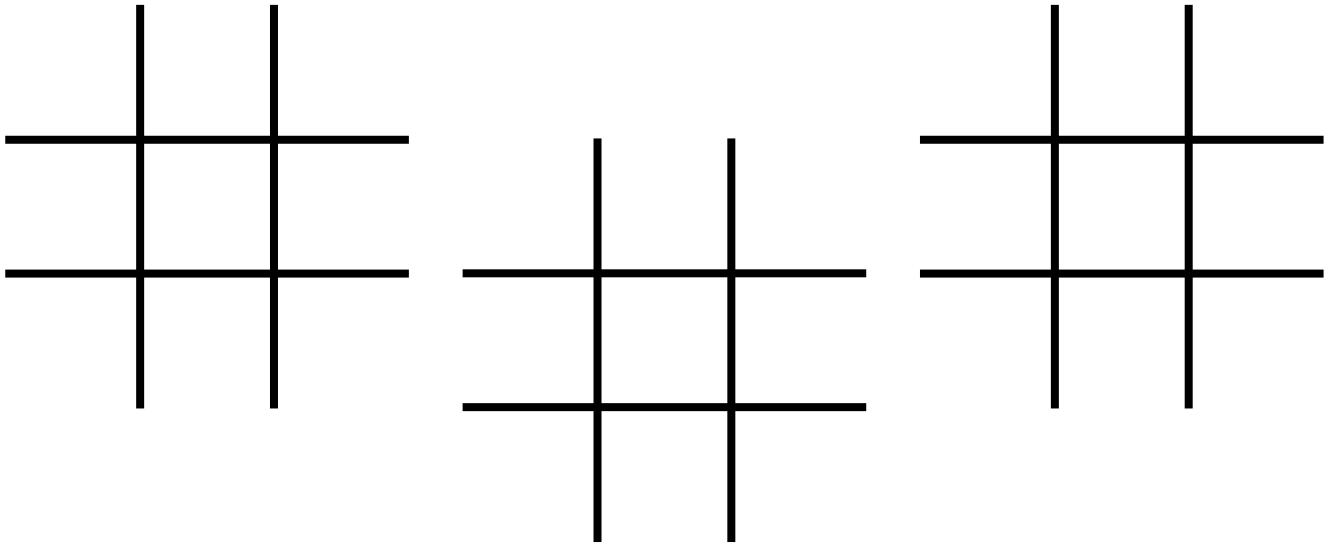
**Help the family find their way to the shelter!**



**HURRICANE SHELTER**

Wrigley's family plays games and draws pictures while they wait out the storm at the shelter.

### T I C - T A C - T O E





### CONNECT THE DOTS

Connect the dots to reveal an emergency kit item.



Even out of the way of the hurricane, a few thunderstorms cause rain to hit the roof of the shelter. It gets a little scary, so Wrigley hides out until the storm quiets down.




 It is normal to feel afraid during and after a hurricane. Talk to an adult about your feelings.



# AFTER THE STORM

After the hurricane, Wrigley and her family return home. They need to be careful because the hurricane damaged the house. The family will have to clean up the house before they can go inside.

**Color in the items that need to be cleaned up, thrown away, or fixed.**



Cut Here

# G R E A T J O B !

\_\_\_\_\_  
(Your Name)

is ready for hurricanes!

**Before a hurricane, remember to:**

- Fill out your emergency communication plan
- Get the house ready
- Check your emergency kit and make sure you have everything you need
- Listen to the radio or TV for information
- Keep your pets safe!

**Here are some things I learned:**

1 \_\_\_\_\_

2 \_\_\_\_\_

3 \_\_\_\_\_



Written by **Cate Shockey & Kara Stephens**

Artwork and layout by **Jennifer Hulse**

Special thanks to **Georgina Peacock & Ms Eber's 4th Grade Class**



**U.S. Department of Health and Human Services**  
Centers for Disease Control and Prevention

For more fun activities visit  
[www.cdc.gov/phpr/readywrigley](http://www.cdc.gov/phpr/readywrigley)