


Dot-to-Dot

Count by 2s. and color the picture.

Name: _____



Patchwork Math

Name: _____

Color the **Harlem** picture using the colors beside the numbers below.

2 = blue

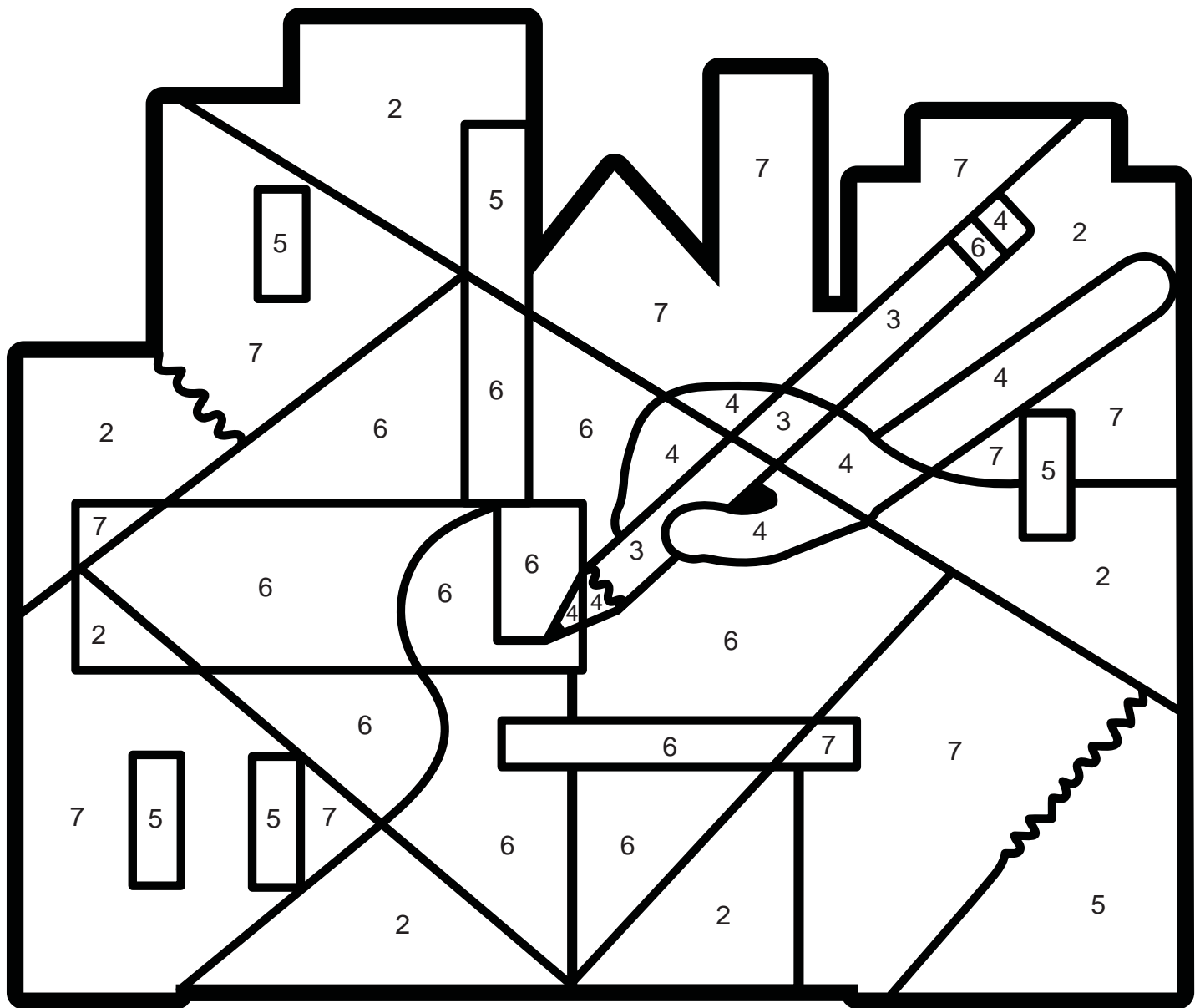
5 = green

3 = yellow

6 = white

4 = orange

7 = purple











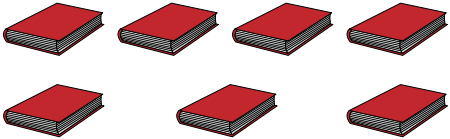
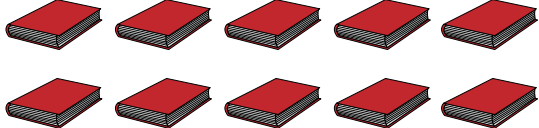


What hidden picture did you find? _____

Which is Greater?

Name: _____



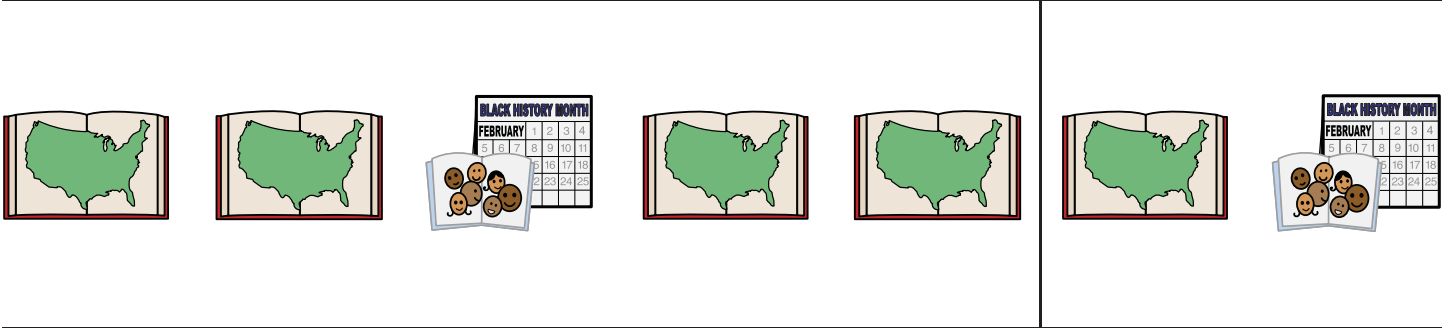


In math, greater means **more than**. For example, 2 is greater than 1. Count the items in each box and write the number in the smaller box. Circle the set that is GREATER.

 <input data-bbox="659 405 776 516" type="text"/>  <input data-bbox="659 695 776 806" type="text"/>	 <input data-bbox="1390 405 1507 516" type="text"/>  <input data-bbox="1390 695 1507 806" type="text"/>
 <input data-bbox="659 947 776 1058" type="text"/>  <input data-bbox="659 1230 776 1341" type="text"/>	 <input data-bbox="1390 947 1507 1058" type="text"/>  <input data-bbox="1390 1230 1507 1341" type="text"/>
 <input data-bbox="659 1482 776 1593" type="text"/>  <input data-bbox="659 1755 776 1866" type="text"/>	 <input data-bbox="1390 1482 1507 1593" type="text"/>  <input data-bbox="1390 1755 1507 1866" type="text"/>

Which Comes Next?

Name: _____


Look at each symbol pattern and circle the symbol that comes next.



Math Sets

Name: _____

Circle each set of TEN. Count the ONES left over. Write numbers on the blank lines.




_____ 1 _____ tens _____ 2 _____ ones

tens ones
1 2



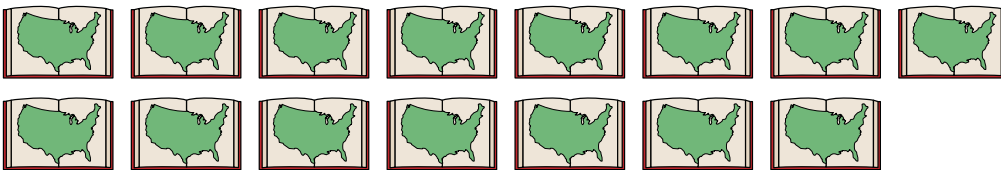
1. _____ tens _____ ones

tens ones




2. _____ tens _____ ones

tens ones




3. _____ tens _____ ones

tens ones



4. _____ tens _____ ones

tens ones



5. _____ tens _____ ones

tens ones

Vertical Addition

Name: _____

Add the items below to answer each problem.



=====



=====



=====



=====



=====



=====



=====



=====

Vertical Subtraction

Name: _____

Solve each problem by subtracting.

$$\begin{array}{r} \begin{array}{ccc} \text{USA} & \text{USA} & \text{USA} \\ \hline \text{USA} & \text{USA} & \text{USA} \\ \hline \end{array} & \begin{array}{r} 3 \\ - 2 \\ \hline \end{array} \end{array}$$

$$\begin{array}{r} \begin{array}{cc} \text{USA} & \text{USA} \\ \hline \text{USA} & \text{USA} \\ \hline \end{array} & \begin{array}{r} 4 \\ - 1 \\ \hline \end{array} \end{array}$$

$$\begin{array}{r} \begin{array}{ccc} \text{USA} & \text{USA} & \text{USA} \\ \hline \text{USA} & \text{USA} & \text{USA} \\ \hline \end{array} & \begin{array}{r} 6 \\ - 4 \\ \hline \end{array} \end{array}$$

$$\begin{array}{r} \begin{array}{cccc} \text{USA} & \text{USA} & \text{USA} & \text{USA} \\ \hline \text{USA} & \text{USA} & \text{USA} & \text{USA} \\ \hline \end{array} & \begin{array}{r} 7 \\ - 2 \\ \hline \end{array} \end{array}$$

$$\begin{array}{r} \begin{array}{ccc} \text{USA} & \text{USA} & \text{USA} \\ \hline \text{USA} & \text{USA} & \text{USA} \\ \hline \text{USA} & \text{USA} & \text{USA} \\ \hline \end{array} & \begin{array}{r} 9 \\ - 3 \\ \hline \end{array} \end{array}$$

$$\begin{array}{r} \begin{array}{cccc} \text{USA} & \text{USA} & \text{USA} & \text{USA} \\ \hline \text{USA} & \text{USA} & \text{USA} & \text{USA} \\ \hline \text{USA} & \text{USA} & & \\ \hline \end{array} & \begin{array}{r} 10 \\ - 6 \\ \hline \end{array} \end{array}$$

Writing Addition Problems

Name: _____


This is an addition problem:

This is how to write an addition problem:



$$1 + 1 = \underline{2}$$

1.




$$\underline{\quad} + \underline{\quad} = \underline{\quad}$$

2.



$$\underline{\quad} + \underline{\quad} = \underline{\quad}$$

3.




$$\underline{\quad} + \underline{\quad} = \underline{\quad}$$

4.



$$\underline{\quad} + \underline{\quad} = \underline{\quad}$$

5.



$$\underline{\quad} + \underline{\quad} = \underline{\quad}$$

Patchwork Additon

Name: _____

Find the answers to the problems below. Then color the **Harlem** picture using the colors beside your answers.

$2 + 0 =$ _____ purple

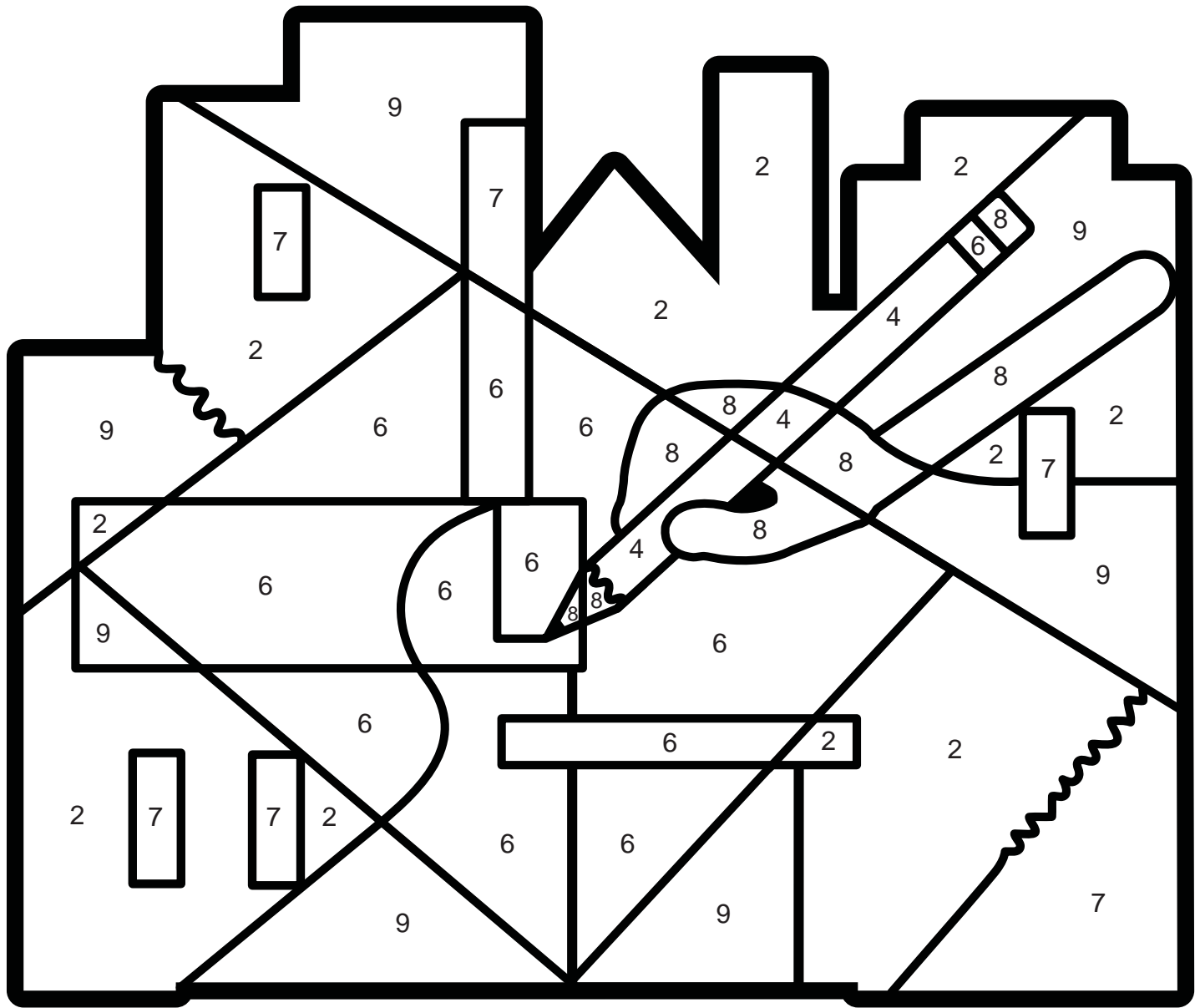
$3 + 1 =$ _____ yellow

$6 + 1 =$ _____ green

$4 + 2 =$ _____ white

$4 + 4 =$ _____ orange

$2 + 7 =$ _____ blue



What hidden picture did you find? _____

Patchwork Subtraction

Name: _____

Find the answers to the problems below. Then color the **Harlem** picture using the colors beside your answers.

$3 - 2 =$ _____ orange

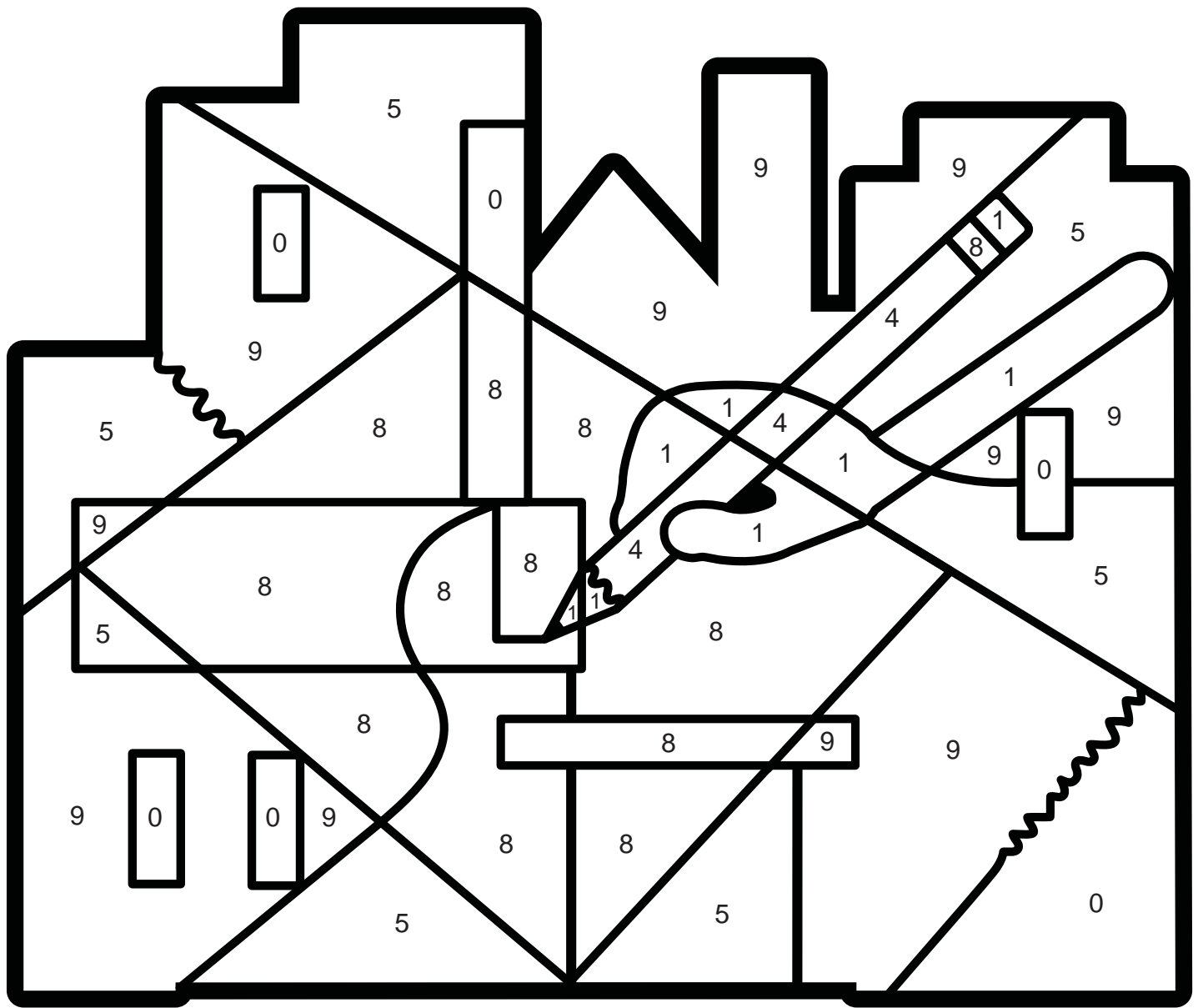
$4 - 4 =$ _____ green

$7 - 3 =$ _____ yellow

$6 - 1 =$ _____ blue

$10 - 1 =$ _____ purple

$8 - 0 =$ _____ white



What hidden picture did you find? _____

Word Problems

Name: _____

Three students signed up to attend a Black History class on the Civil War. Four more students signed up the next day.

How many students signed up altogether?

SHOW YOUR WORK



Last week, a teacher bought ten tickets for a dinner in honor of special African Americans in Chicago. On the night of the dinner only eight tickets were used.

How many tickets were not used?

SHOW YOUR WORK



Higher Addition

Name: _____

$$\begin{array}{r} 24 \\ + 3 \\ \hline \end{array}$$

$$\begin{array}{r} 12 \\ + 7 \\ \hline \end{array}$$

$$\begin{array}{r} 65 \\ + 5 \\ \hline \end{array}$$

$$\begin{array}{r} 79 \\ + 8 \\ \hline \end{array}$$

$$\begin{array}{r} 96 \\ + 83 \\ \hline \end{array}$$

$$\begin{array}{r} 137 \\ + 45 \\ \hline \end{array}$$

Higher Subtraction

Name: _____

$$\begin{array}{r} 43 \\ - 2 \\ \hline \end{array}$$

$$\begin{array}{r} 28 \\ - 5 \\ \hline \end{array}$$

$$\begin{array}{r} 75 \\ - 6 \\ \hline \end{array}$$

$$\begin{array}{r} 64 \\ - 8 \\ \hline \end{array}$$

$$\begin{array}{r} 82 \\ - 39 \\ \hline \end{array}$$

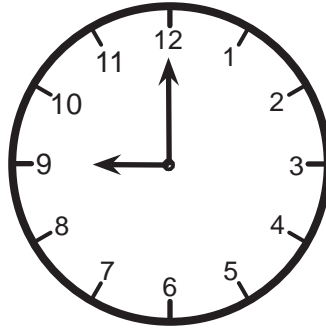
$$\begin{array}{r} 157 \\ - 95 \\ \hline \end{array}$$

What is the Time? A

Name: _____

Circle each correct answer and write the times on the digital clocks.

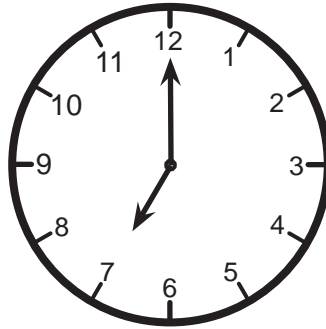
Students will watch a movie about Black History Month tomorrow morning. What time will this be?



9:00

12:00

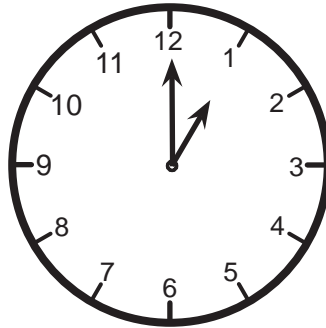
This evening, the library will display old articles from *The Journal of Negro History*. What time will this be?



6:00

7:00

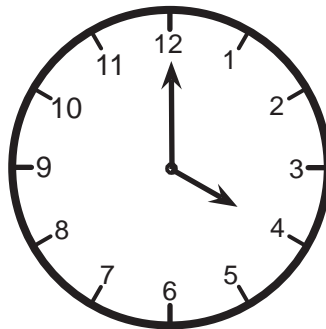
After lunch, the children will read a story about Dr. Carter G. Woodson. What time will this be?



12:00

1:00

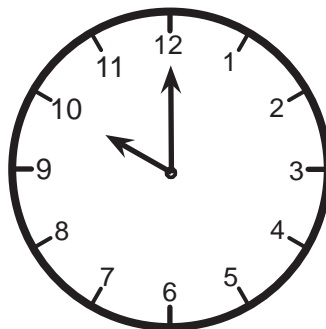
A TV program about Frederick Douglass will be on late this afternoon. What time will this be?



5:00

4:00

The school will have a celebration for Black History Month on Friday morning. What time will this be?



10:00

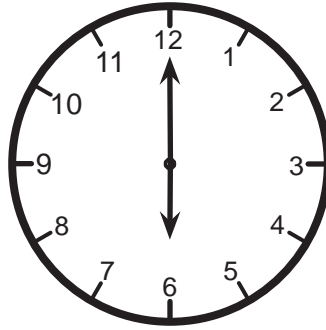
11:00

What is the Time? B

Name: _____

Circle each correct answer and write the times on the digital clocks.

This evening, the students will return from a field trip to the African Heritage Museum. What time will this be?



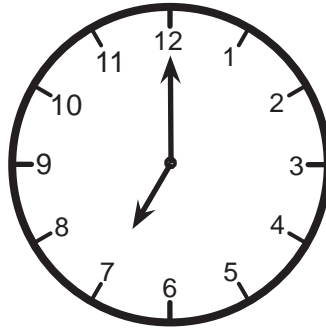
10:00

3:00

6:00

:00	AM
	PM

Tonight, there will be a movie on about President Abraham Lincoln. What time will this be?



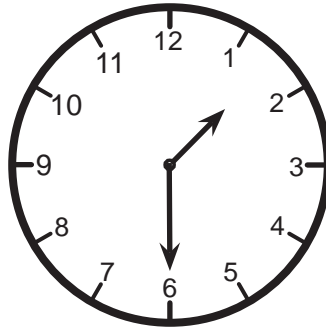
8:00

7:00

6:00

:00	AM
	PM

Students from area schools will read their reports about Black History Month after lunch. What time will this be?



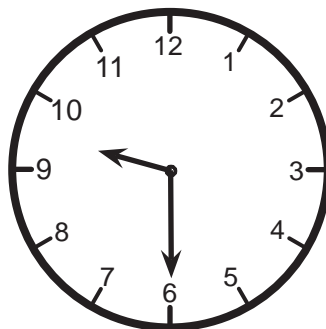
2:30

1:30

6:30

:30	AM
	PM

Howard University will host a program in honor of Dr. Carter G. Woodson this morning. What time will this be?




9:30

10:30

8:30

:30	AM
	PM

Later this evening, the family will watch a movie about the Civil War. What time will this be?



7:00

9:00

8:00

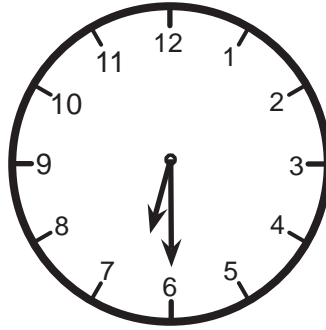
:00	AM
	PM

What is the Time? C

Name: _____

Circle each correct answer and write the times on the digital clocks.

A festival to celebrate Black History Month will be set up early this morning in Harlem. What time will this be?



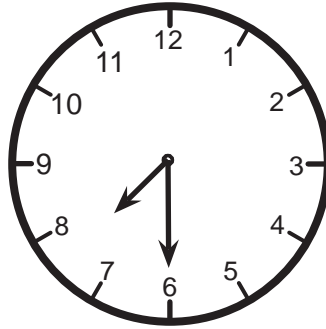
7:30

6:30

6:45

:	AM
:	PM

This evening, there will be a TV program about African American musicians. What time will this be?



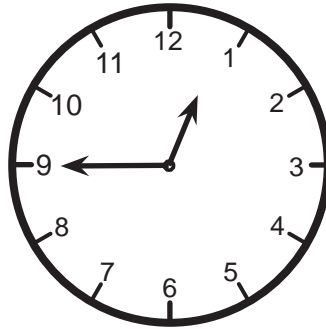
8:30

6:45

7:30

:	AM
:	PM

Yesterday afternoon, the students went to Harvard University to learn about Dr. Carter G. Woodson. What time was this?



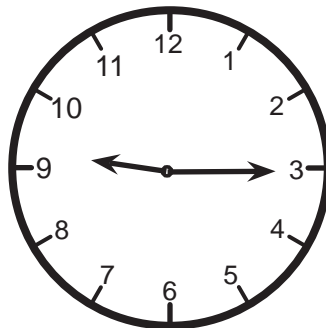
1:45

12:45

9:00

:	AM
:	PM

The reporter will begin his story about President Gerald Ford after breakfast this morning. What time will this be?



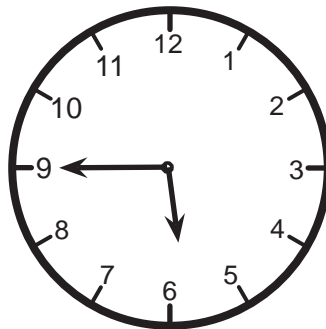
10:15

3:45

9:15

:	AM
:	PM

After dinner, the children will watch a movie about the Union Army. What time will this be?



5:45

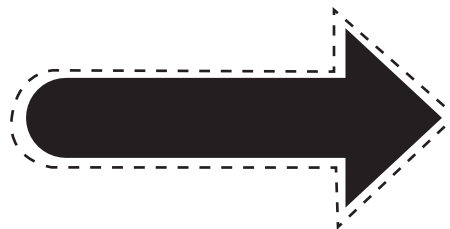
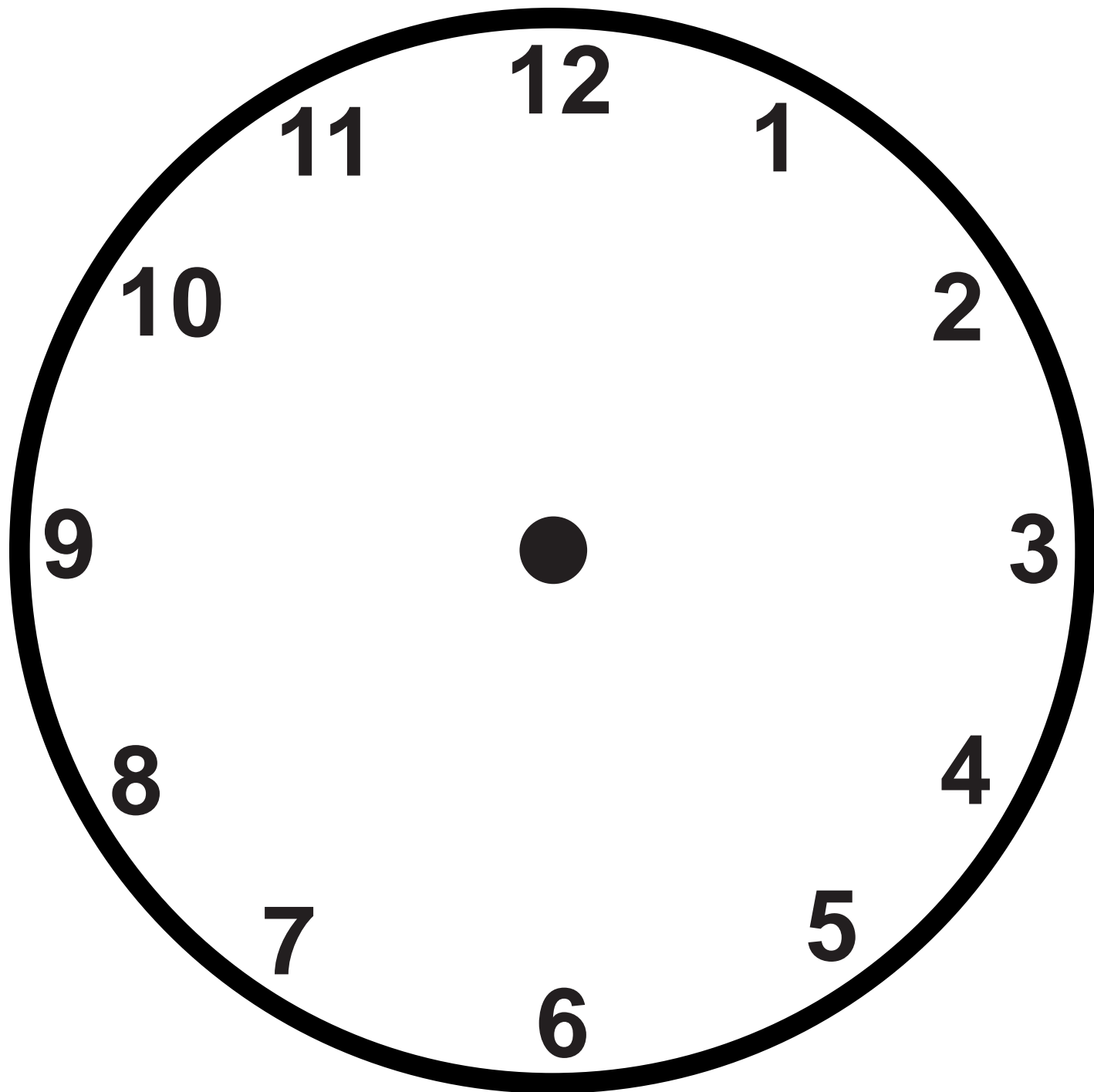
4:45

9:30

:	AM
:	PM

Cut & Paste Clock Activity

Directions: Cut out the clock hands and attach to the clock face using a brad.



Counting Money

Name: _____



1. Circle each nickel.

2. Put an "X" on each penny.

3. How many pennies are there? _____

4. How many nickels are there? _____

5. Are there more nickels than pennies? yes no

Dollars & Cents

Name: _____

Compare the price tag to the money in each box. Is the money "Not Enough," "Just Right" or "More Than Enough"? Circle your answers.



Not Enough

Just Right

More Than Enough



Not Enough

Just Right

More Than Enough



Not Enough

Just Right

More Than Enough



Not Enough

Just Right

More Than Enough



Not Enough

Just Right

More Than Enough

Making Change

Name: _____

For each item you buy, how much change would you get back?

You pay: **\$1.25**



Your change: _____

You pay: **\$4.00**



Your change: _____

You pay: **\$1.50**



Your change: _____

You pay: **\$3.50**



Your change: _____

You pay: **\$5.00**



Your change: _____

You pay: **\$20.00**



Your change: _____

You pay: **\$4.00**



Your change: _____


You pay: **\$10.00**



Your change: _____

Graphing

Word: African Americans



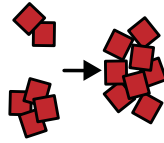

Count the "African Americans" words on each topic page.
Mark the answers below.

10										
9										
8										
7										
6										
5										
4										
3										
2										
1										
	Page 1	Page 2	Page 3	Page 4	Page 5	Page 6	Page 7	Page 8	Page 9	Page 10

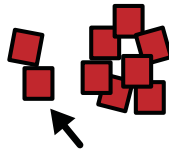

Graphing Worksheet

Name: _____


Which page had the most?




Which page had the least?




Were any pages the same?



yes



no



What was the highest number?



What was the lowest number?



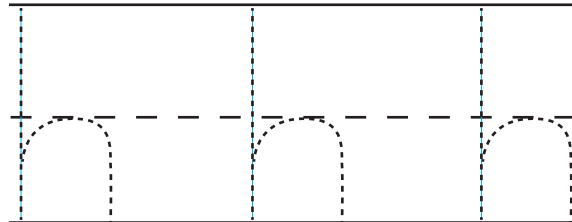
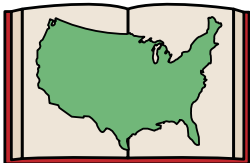
Print Beginning Letter

Name: _____

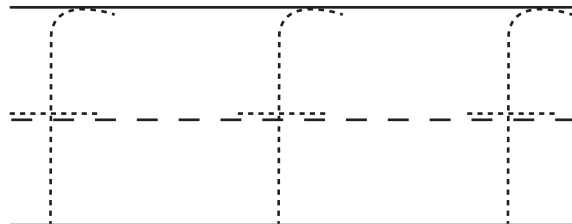
celebrate



history



famous



slavery



Write the Word

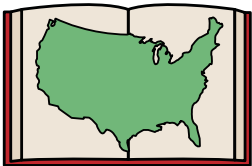
Name: _____

celebrate




celebrate

history



history

famous



famous

slavery



slavery

Beginning Letter

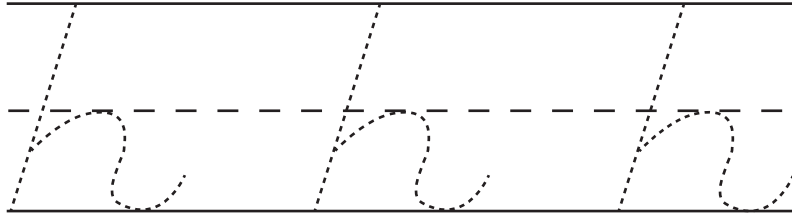
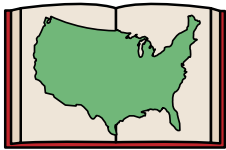
Name: _____

1. Practice writing the beginning letter.
2. Alphabetize the words. The first word in the alphabet will get a #1, the second a #2, etc.
3. Write the numbers in the small box near each word.

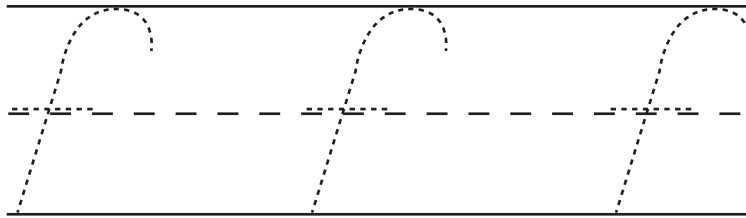
celebrate




history



famous



slavery



a b c d e f g h i j k l m n o p q r s t u v w x y z

Write the Word

Name: _____

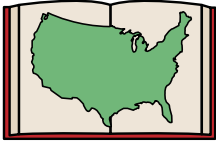
1. Write the word.
2. On the line below the word, write a sentence using the word.

celebrate



celebrate

history



history

famous



famous

slavery



slavery

Beginning Letter Cursive

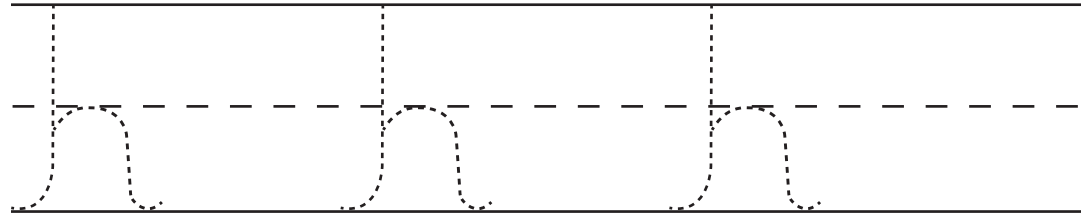
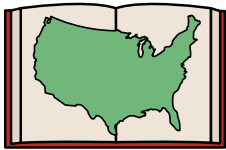
Name: _____

1. Practice writing the beginning letter.
2. Alphabetize the words. The first word in the alphabet will get a #1, the second a #2, etc.
3. Write the numbers in the small box near each word.

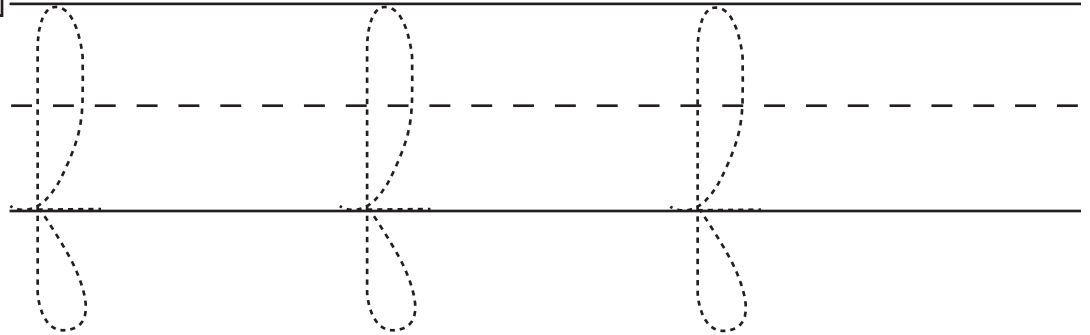

celebrate




history



famous



slavery



a b c d e f g h i j k l m n o p q r s t u v w x y z

Write the Word Cursive

Name: _____

1. Write the word.
2. On the line below the word, write a sentence using the word.

celebrate

history








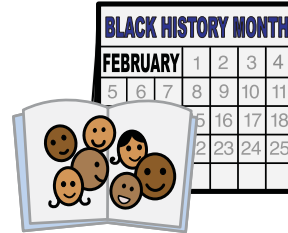
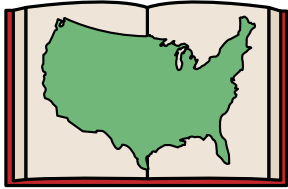
famous

slavery





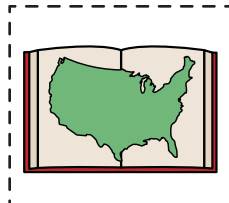



Cut & Paste Activity

Name: _____

Match small to large.



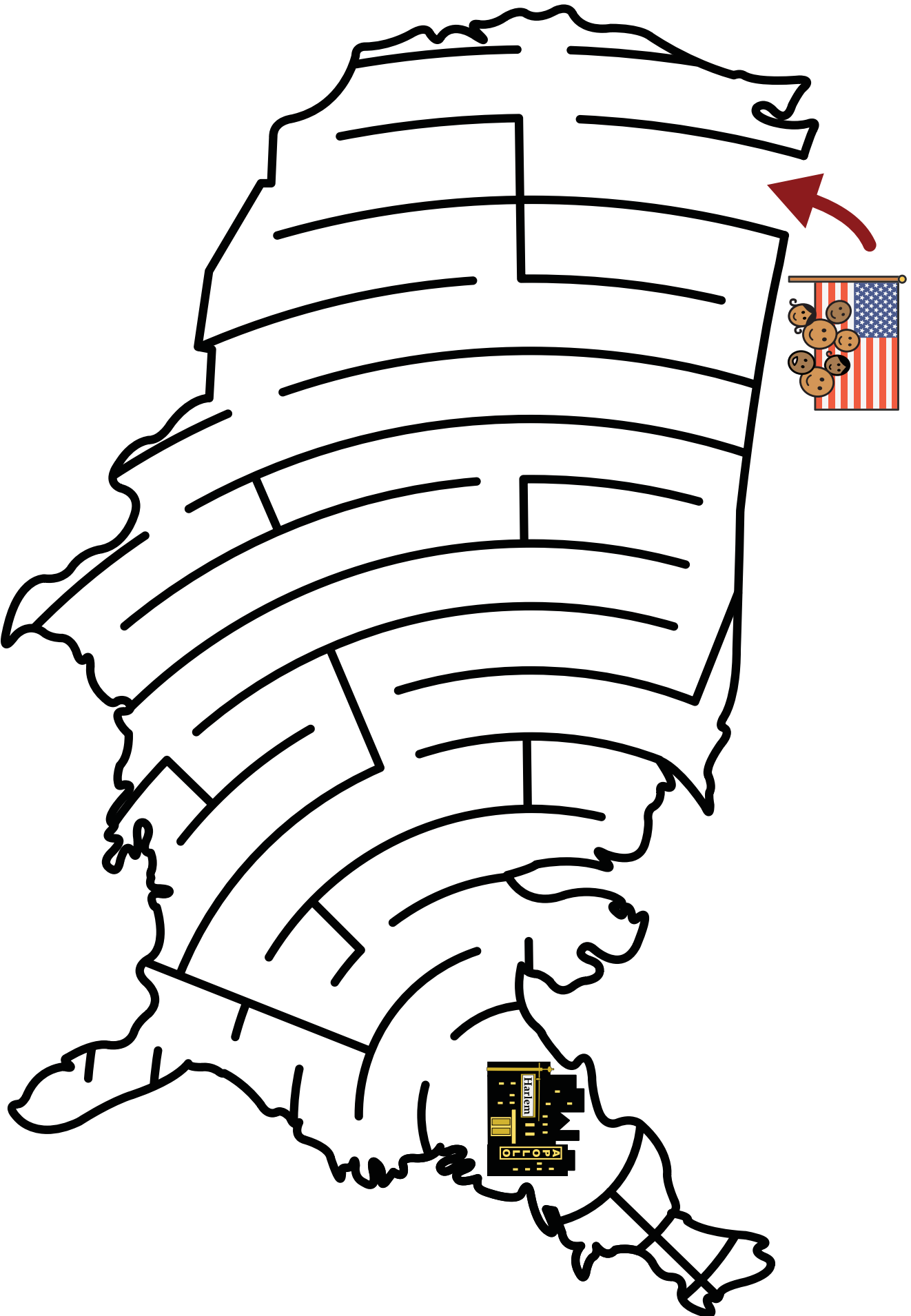
Cut out and paste to the matching symbol. To reuse, cut out, laminate and use Velcro® to complete the activity.



Maze

Name: _____

Can you help the African Americans travel through the maze to Harlem, New York?




Word Sort

Name: _____

Cut out the words/pictures below. Sort the words that are singular from the words that are plural.

Singular

Plural




African
Americans




soldier



president



stories



books



man



magazine



speeches

Word Sort

Name: _____


Cut out the words/pictures below. Sort the words that are nouns from the words that are verbs.

Nouns

Verbs




celebrate




African
Americans



musician



argue




escape



artist



Harlem



teach

Sentence Completion

Name: _____

Fill in each blank with a word from a box below.

1. _____ have changed our lives.
2. Dr. Woodson, a teacher, read many _____ books.
3. Two _____ Americans were born that week.
4. President Lincoln ended slavery in _____.
5. Frederick Douglass gave speeches against _____.

history

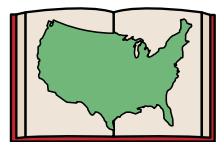
slavery

famous


African
Americans

America

history




slavery




famous



African
Americans



America



Punctuation

Name: _____


A period (.) comes at the end of a statement or telling sentence. (I like to run.)

A question mark (?) comes at the end of a question or asking sentence. (Do you like to run?)

An exclamation point (!) comes at the end of a sentence to show strong feelings or emotion.
(Help me, I'm lost!)

Write the correct punctuation mark at the end of each sentence.

1. Did African Americans change our lives _____
2. Black History Month is a special month in America _____
3. Dr. Woodson, a teacher, read many history books _____
4. When did Dr. Woodson begin to write the story _____
5. Who ended slavery in America _____
6. Frederick Douglass gave speeches against slavery _____



Capitalization

Name: _____

The first word in a sentence begins with a capital letter. Proper nouns are also capitalized. Proper nouns name a specific noun such as a person's name, a city, an ocean, state or country.

Circle the capital letters.

1. African Americans have changed our lives.
 2. Black History Month is a special month in America.
 3. Black History Month began as Negro History Week.
-

Underline the letters that should be capitalized.

4. the books did not talk about african americans.
5. negro history week was the second week in february.
6. president bill clinton's office is in harlem.



Paragraph Completion

Name: _____

Fill in the blanks with the correct words below.

_____ have changed our lives. Black
History Month tells their _____. Every year, Black History
Month has a new _____. The 2011 theme is African
Americans and the _____.
Civil War began in 1861, 150 years ago. Frederick Douglass was born a
_____ in Maryland. He gave many _____ against
slavery. Frederick asked his _____ to end all slavery.

Frederick Douglass always worked for _____.



Key Topic Facts

Name: _____

The topic of this week's paper was: **Black History Month.**

Write three facts that you remember from the paper.








Letter Home

Name: _____

Dear: _____

This week the newspaper was about:



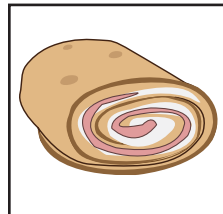
Black History Month

I learned about a new place:





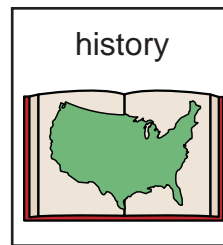

New York City's Harlem

I had fun making a new recipe:





History Ham Wrap

I learned four new words:



My favorite part of the paper was:



Comments: _____

Letter Home

Name: _____



Dear _____



This week, the newspaper was about _____



A person in the news was _____



I learned about a new place called _____



We made _____



I learned four new words: _____, _____,

_____ and _____




My favorite part of the paper was _____

because _____

Color & Label

Name: _____

Color the picture below. Cut out the labels and paste on the correct parts of the picture.



podium/stand





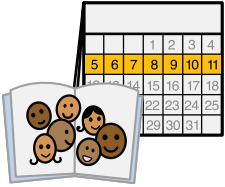





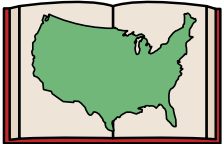


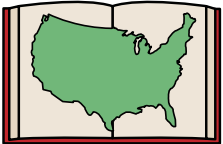











stars

microphone

Matching

Name: _____


Draw a circle around the matching symbol.

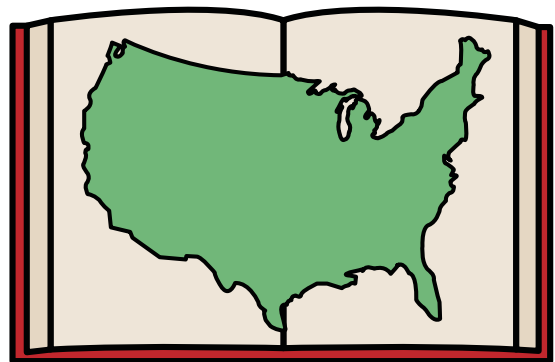
Vocabulary Words

Black History Month


African Americans




history



famous




slavery



Vocabulary Words & Definitions

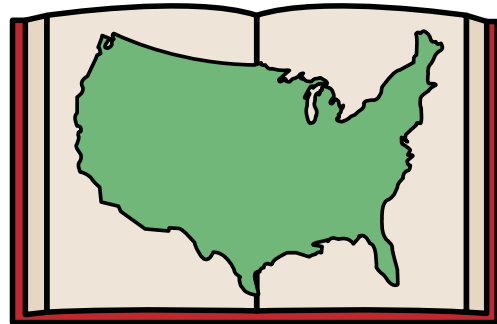
Black History Month

African Americans




Black Americans of African heritage

history




A record of past events

famous



Well - known person, place or thing

slavery




Keeping or owning a slave

Word Definitions

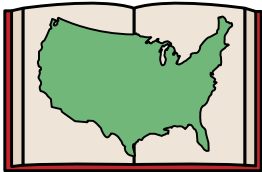
Name: _____

Write your own definitions for the words below.


African
Americans



history



famous

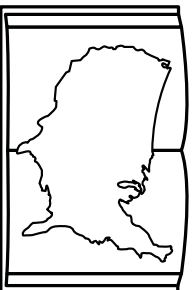

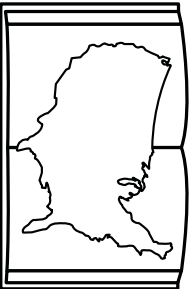
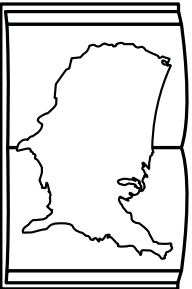




slavery



Read & Do

Name: _____




1. Draw a red X on the second Frederick Douglass.
2. Color the United States green, in the second history picture.
3. Color the last Frederick's hair gray.
4. Color the first Frederick's clothing brown.
5. Draw a blue circle around the third history picture.
6. Color the first history picture yellow.

Counting Syllables

Name: _____

How many syllables do you hear in each word? Write the number in each box.

story




2


speech




teacher



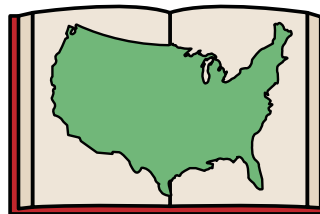
famous




man




history



slavery



America



Beginning Sound

Name: _____

Say the name of each picture out loud. Circle the letter in the row that is the beginning sound of the picture.




s

h



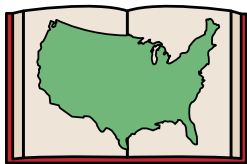
s

h



s

h



s

h



s

h

Key: soldier, hero, Civil War, celebrate, history

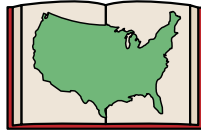
Word Beginnings

Name: _____

Write the letter sound you hear at the beginning of each word.

h m r

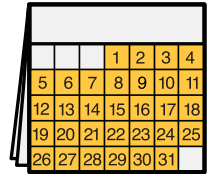



















Key: musician, history, month, read, man, hero, magazine, move, religions

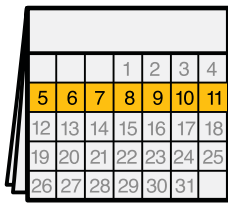
Word Sort: Beginning Sound

 Name: _____


Cut out the words/pictures below. Sort the words that begin with the “w” sound from the words that begin with the “f” sound.

Start with w


Start with f




week



February




fight



war



women



famous



work



father

Find the Sound

Name: _____

Look at the word and picture in each box. Each picture has the “ m ” sound in it at the beginning, middle or end. Say the word, then write the letter “ m ” in the box where the sound is located.

Example:



mine

m

Beginning

Middle

End



musician

Beginning

Middle

End

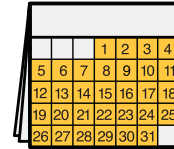


famous

Beginning

Middle

End



month

Beginning

Middle

End



problem

Beginning

Middle

End



theme

Beginning

Middle

End


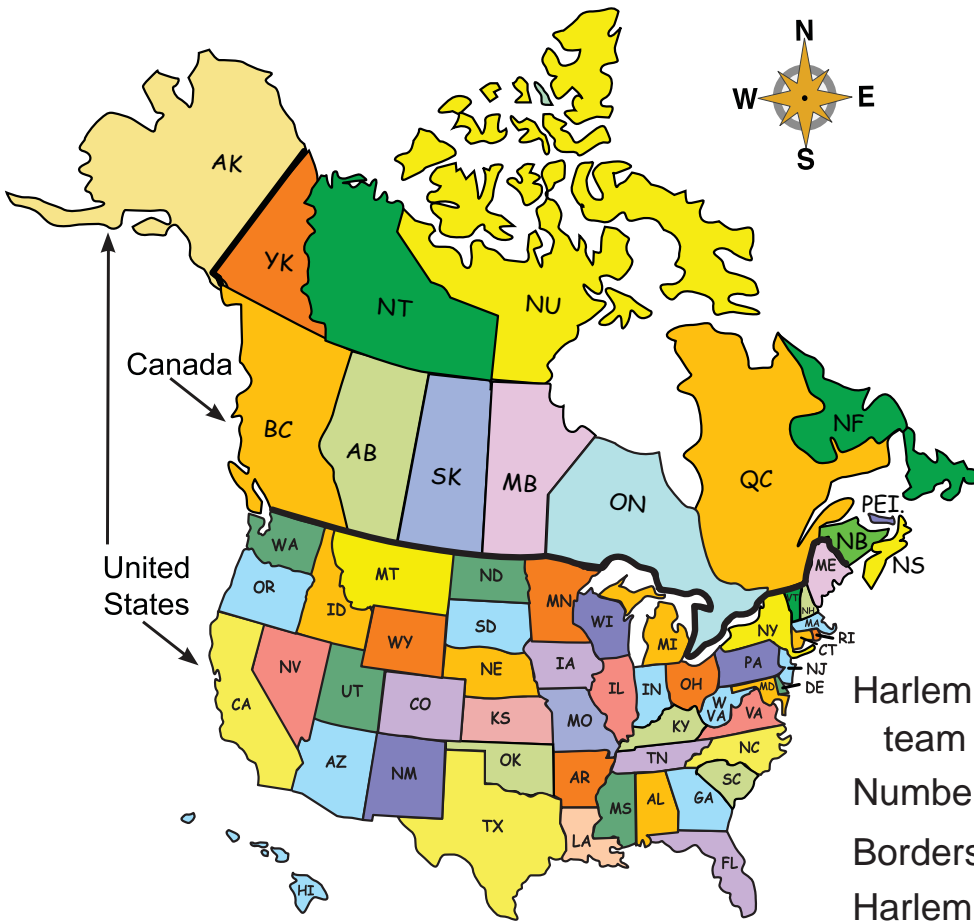
Place in the News

Harlem in New York City

Name: _____

Map of United States and Canada

New York State Fruit: Apple



Harlem Facts:

Harlem Globetrotters' basketball team named after the neighborhood
Number of zip codes: seven
Borders: Central Park
Harlem statue: Frederick Douglass

1. What is the place in the news? _____

2. What basketball team was named after Harlem? Lakers Globetrotters

3. How many zip codes does Harlem have? _____

4. What would you do in Central Park?



5. The New York state fruit is an apple. Color the apple above, red, brown and green.

6. Frederick Douglass was born a slave in Maryland. Many slaves escaped to Canada to be free. Circle which state is closer to Canada. New York (NY) Maryland (MD)


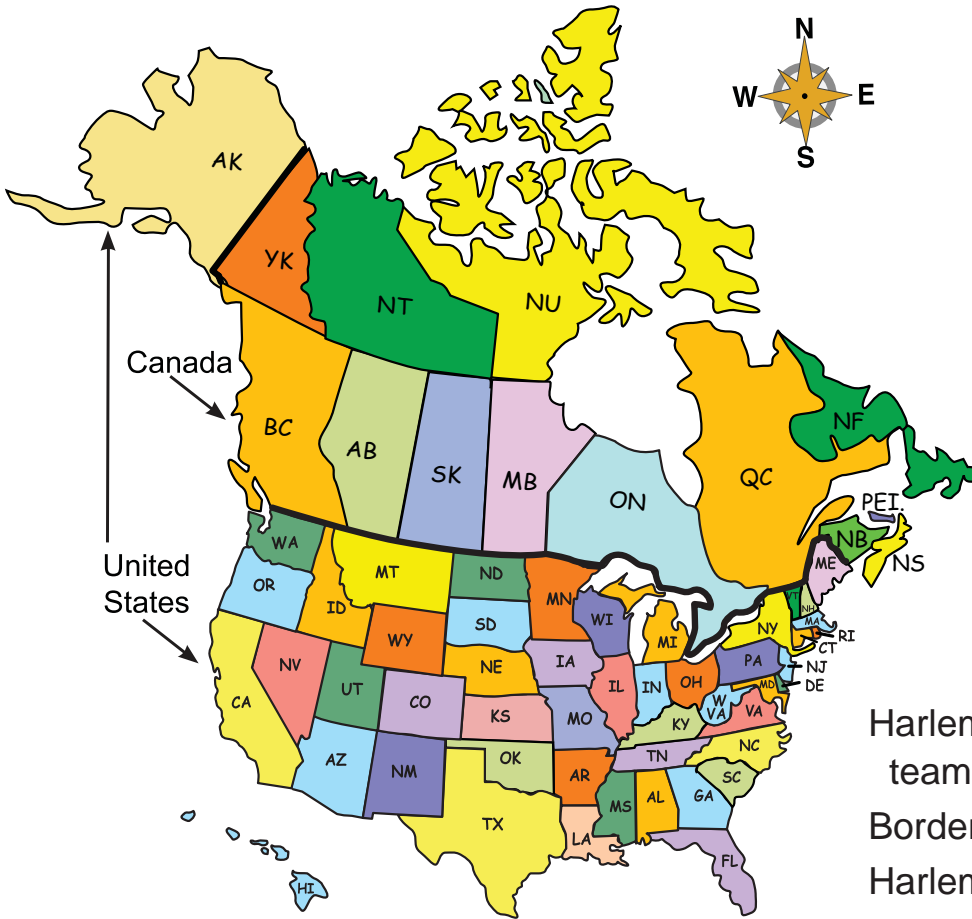
Geography

Name: _____

Harlem in New York City

Map of United States and Canada

New York State Fruit: Apple



Harlem Facts:

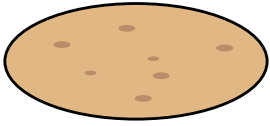
Harlem Globetrotters' basketball team named after the neighborhood
Borders: Central Park
Harlem statue: Frederick Douglass

1. What is the place in the news? _____
2. What basketball team was named after Harlem? _____
3. Find New York (NY) on the map and circle it in red.
4. What park borders Harlem? _____
5. Name the state fruit and color it red, brown and green. _____
6. Frederick Douglass was born a slave in Maryland. Many slaves escaped to Canada to be free. Circle which state is closer to Canada. New York (NY) Maryland (MD)

Recipe Ingredient Needs

Recipe Name: History Ham Wrap

1 flour tortilla
(8 inch)



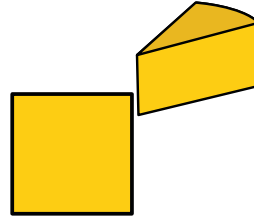
1 T mayonnaise




1 lettuce leaf




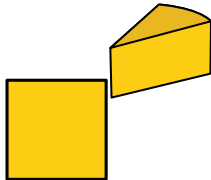
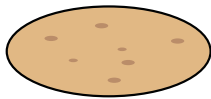
1 cheese slice




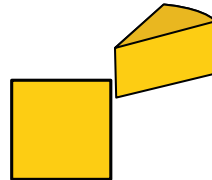
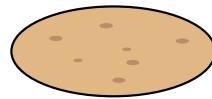
2 ham slices




Have:



Buy:





Recipe Review

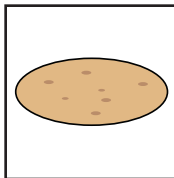
Recipe: History Ham Wrap

Review by: _____


What was in it?




tortilla



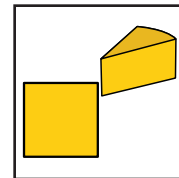
onion




lettuce



cheese




ham



How did it taste?




yummy



okay




yucky



How hard to make?




easy




okay




hard



Is it healthy?




healthy



okay



not healthy





















Sense Matrix

Name: _____


Directions:

Cut out the boxes on the next page and paste them in the boxes below.

<p>Object</p> 		
<p>Color</p> 		
<p>Feels</p> 		
<p>Smells</p> 		
<p>Tastes</p> 		
<p>Sounds</p> 		

Sense Matrix


Color




white




green




tan




yellow



orange

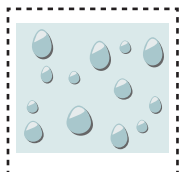


brown




pink

Feels



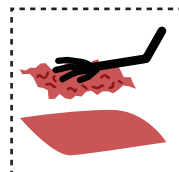
wet




dry




smooth



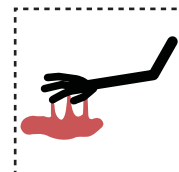
rough



cold




hot




sticky


Smells




strong
smell




above average
smell




average
smell




some smell



no smell




stinky




nice


Tastes



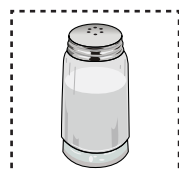
sweet




sour




bitter




salty



spicy



bland




greasy


Sounds



no sound



crunchy



snappy



slurpy



Add your
own




Add your
own




Add your
own


General




yummy



yucky



good



bad



Add your
own



Add your
own




Add your
own





Food Graph

Name: _____

Count how many items there are in each group.

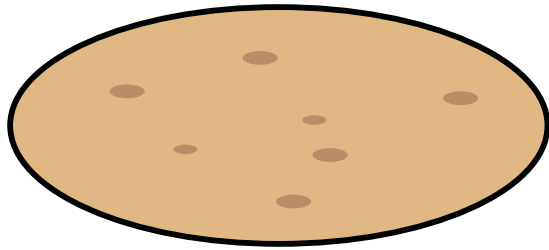
Color the graph red to show the number of items in each column.



10				
9				
8				
7				
6				
5				
4				
3				
2				
1				
				

Cooking Vocabulary Words


flour tortilla



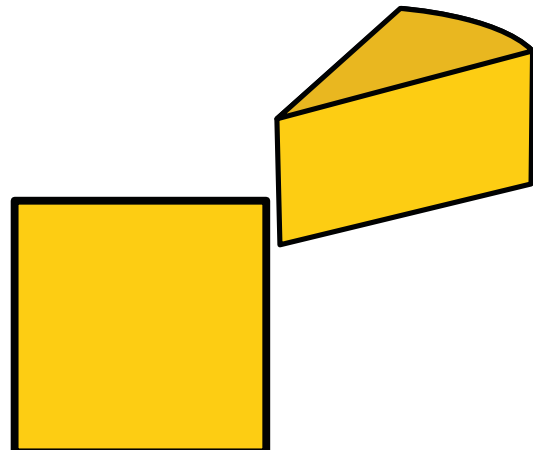
mayonnaise



lettuce leaf




cheese slice




Cooking Vocabulary Words


ham slices



dull knife




Main Dish






experiment page



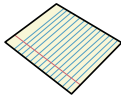
Idea submitted by Carol Suddath

NEED

Black History Month



paper



pencil



leader
(teacher, aide or student)



What We Know:

- There have been many famous African American entertainers.
- Some of them are funny comedians, such as Bill Cosby, Eddie Murphy and Tracy Morgan.
- Some were, or are, on TV shows that use laugh tracks to encourage the audience to laugh.



Step 1: Ask a Question

- Is laughter really contagious? Will hearing someone laugh make others laugh too?



Step 2: Make a Guess / Hypothesis


I think...



Yes, hearing laughter makes others laugh too.



No, hearing laughter does not make others laugh.



Other Guess:

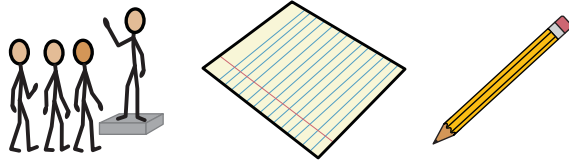


Step 3: Do an Experiment


1. Students sit in a circle.




2. Leader has paper and pencil.



3. Leader points to one student in circle and that student says “Ha.”




4. Then next students says “Ha, Ha”.




5. Continue around circle, with each student adding another “Ha”. Stop if any students starts to laugh. (If you get back to the start and no one is laughing yet, keep going.)



6. The leader tallies how many students say their “Ha’s” before someone else starts to laugh or there are 20 “Ha’s”.



7. Repeat to check results.



CHART

1			
2		✓	
3			
4			✓
5			

Step 4: Organize Data.

Did someone laugh before you got to 20 “Ha’s”?



yes



no



If “yes,” above, how many students said “Ha’s” ?



Write answers here: first time

repeat



Did you get similar results when you repeated experiment?



yes



no





Step 5: Find the Conclusion.

Did hearing laughter make other students laugh?



yes



no



Did hearing laughter make YOU laugh?



yes



no



Do you think laughter is contagious?



yes



no



Was your guess / hypothesis correct?



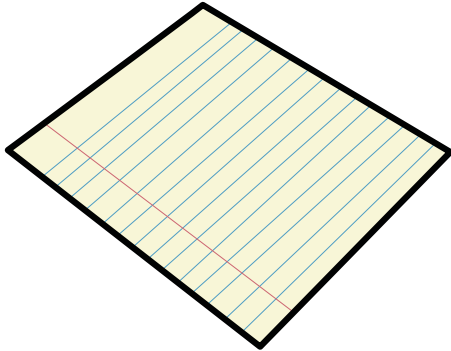
yes




no



paper



pencil



leader

