

# A WESOME FREE DIGITAL STORY TOOLS

PRESENTED BY  
MARILYN WESTERN  
[MWESTERN@EDZONE.NET](mailto:MWESTERN@EDZONE.NET)

PREZI FOR THIS SESSION:

[http://prezi.com/-yr\\_kwk7c1ey/macul2011-awesome-digital-story-tools/](http://prezi.com/-yr_kwk7c1ey/macul2011-awesome-digital-story-tools/)

## A GOOD STORY:

- MEETS CURRICULUM STANDARDS
- PROMOTES HIGHER LEVEL THINKING
- ADDRESSES STUDENT NEEDS AND INTERESTS

# A WESOME FREE DIGITAL STORY TOOLS



<http://www.writingfun.com/writingfun2010.html>

## Description:

### Perfect for grades 2-6

Interactive text organizers to help students with the writing process.

Printable organizers available in Word format so you can write your own.

Multiple examples for each type of writing.

Very user-friendly and intuitive.

## Tutorials can be found:

This site IS the tutorial! For use as whole group intro to organizing writing or for individuals to explore and use for their own writing.

## Curriculum ties:

Writing Narratives, Response, Description, Persuasion, Explanation, Recount, Procedure, Information Report, Letters, Invitations, Email, News

Also covers nouns, verbs, adjectives, adverbs, tense, and Style of Writing  
*Cross-curriculum* Can also be used in all curriculum areas – whenever writing is encouraged. Example, science reports, how to make or do something, reading responses, debates, and more.



# readwritethink

<http://www.readwritethink.org/classroom-resources/student-interactives/story-30008.html>

## Description:

### Perfect for grades K-12

Graphic organizers for use in prewriting and post-reading activities.

Focus on character, setting, conflict, & resolution.

Students are able to print out final versions for feedback & assessment.

## Tutorials can be found:

This site IS the tutorial! For use as whole group intro to organizing writing or for individuals to explore and use for their own writing.

Related lesson plans by grade level, and similar student interactive are listed & linked on main page.

## Curriculum ties:

Writing/Reading Character map, conflict map, resolution map, & setting map

**Note:** You are not able to save and return tomorrow to finish.

**Work Around:** Print each graphic organizer with prompts for students to fill in on hard copy.



PERMISSION FREELY GIVEN TO MAKE COPIES WITH ATTRIBUTION FOR SCHOOL USE

MACUL 2011

MARILYN WESTERN

MWESTERN@EDZONE.NET

# A WESOME FREE DIGITAL STORY TOOLS

## Google maps

<http://maps.google.com/>

### Description:

#### Perfect for grades K-12

Google Maps allow the user to put place marks on the map that include text. Try it for story-telling if *place* is important in the narrative.

### Tutorials can be found:

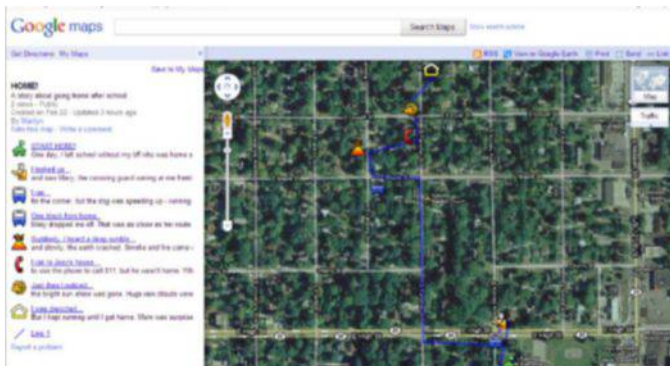
<http://bit.ly/9wV4OP> gives detailed directions for creating place marks, drawing lines, and sharing with others.

### Curriculum ties:

*Writing/Reading* Great for 'All About Me' and 'My Neighborhood/City' narratives. Try writing a story in an unfamiliar setting (e.g. downtown London) and go from landmark to landmark with your adventure.

**Note:** You must have a Google Account to use Google Maps. Gmail hack does not work as a Google account.

**Work Around:** Set up a classroom account for students to use.



Example: <http://bit.ly/gtej20>

## Google Lit Trips!

<http://www.googlelittrips.org/>

### Description:

#### Perfect for grades K-12

Lit trips are files that can be freely downloaded and viewed in Google Earth. Lit trips show the setting(s) of a story and can contain extra information, images, videos, and links to sites.


### Tutorials can be found:

[http://www.googlelittrips.com/GoogleLit/Getting\\_Started.html](http://www.googlelittrips.com/GoogleLit/Getting_Started.html) gives What IS A Google Lit Trip podcast, software & hardware requirements, and Getting Started video tutorial

### Curriculum ties:

*Reading/Social Studies/Science* Download lit trips of current stories you are studying. Also, let kids make their own lit trips for stories they are reading!

**Note:** You must have Google Earth to use Google Lit Trips. No account needed.



PERMISSION FREELY GIVEN TO MAKE COPIES WITH ATTRIBUTION FOR SCHOOL USE

MACUL 2011

MARILYN WESTERN

MWESTERN@EDZONE.NET

# A WESOME FREE DIGITAL STORY TOOLS

## Blabberize

<http://blabberize.com/>

### Description:

#### Perfect for grades 3-12

Upload an image, highlight the mouth, record your voice, and your image will 'talk' with your voice (once Premium starts, free version will be limited to 90 seconds). Can link to or embed

### Tutorials can be found:

<http://vimeo.com/11111216> Step by step directions for creating a Blabber.

### Curriculum ties:

*Cross Curriculum* Create Blabbers for any curriculum:

Story characters tell their 'side' of the story  
Explorer or President, etc. tell about their life

Water drop talks about the water cycle  
Animals give information about their habitat, food, predators, etc.

**Note:** You must have a classroom account to save Blabbers. Also need a microphone (or put the headphone jack in the microphone slot and talk into the earpiece!)



## [PIC·LITS] Inspired Picture Writing

<http://piclits.com>

### Description:

#### Perfect for grades 3-12

Choose an image. Drag and drop words to capture the meaning of the picture.

### Tutorials can be found:

<http://piclits.com/help.aspx> This site is pretty intuitive.

### Curriculum ties:

*Poetry* Great images for Haiku and other forms of (short) poetry

*Grammar* Pay attention to the types of words offered (nouns, adverbs, etc.)

*Whole group extension:* Choose an image from <http://www.fotopedia.com> and have students brainstorm 10 nouns, 10 verbs, etc. to create their own PicLit.

### Note:

No registration is necessary.

\*Introduce via a whole group PicLit

\*Assign a picture, or give 2-3 options to choose from, or students will spend the whole writing time looking at pictures!



PERMISSION FREELY GIVEN TO MAKE COPIES WITH ATTRIBUTION FOR SCHOOL USE

# A WESOME FREE DIGITAL STORY TOOLS



<http://www.carnegielibrary.org/kids/storymaker/>


## Description:

### Perfect for grades 1-4

Click & drag characters, add emotions and actions while My StoryMaker creates sentences for you. No account needed.

## Tutorials can be found:

by clicking the Story Helper at the bottom of the page.



## Curriculum ties:

*Writing/Reading* Small variety of characters, settings, and interactions are available. Best for simple fictional stories based on goals of defeat, find, love, making friends, rescue, travel, and want.

**Note:** You cannot go back and edit a story once you have ended/saved it, so if you want a longer story, have students storyboard before accessing site. Saved stories will be deleted after one month. You are able to print it.



<http://zooburst.com/>

## Description:

### Perfect for grades 2-12

Create your own 3D pop-up books online which can be shared via link or embedding. Webcam mode gives Augmented Reality (shows you + 3D book).

## Tutorial can be found:

[http://www.zooburst.com/zb\\_support.php](http://www.zooburst.com/zb_support.php) under *Can I build my own ZooBurst book?* or by clicking *Show Instructions on Build your book* page.

## Curriculum ties:

*Writing/Reading* Use uploaded artwork or built-in database of images. Write a story, poem, conversation.

*Cross curriculum* Write a report, explain a concept, etc.

Characters can have chat bubbles for more information about topic.

**Note:** For free version, students should be at least 13 to create a *personal account* (need email).

10 books allowed per account.

**Premium account:** \$50/year for teacher + 250 students (no email) + unlimited books + classroom management



PERMISSION FREELY GIVEN TO MAKE COPIES WITH ATTRIBUTION FOR SCHOOL USE

MACUL 2011

MARILYN WESTERN

MWESTERN@EDZONE.NET

# A WESOME FREE DIGITAL STORY TOOLS



<http://goanimate4schools.com>

## Description:

### Perfect for grades 4-12

Online animation tool that allows students to build animated movies with characters, music & voice. Embeddable.

### Tutorial can be found:

Tutorial available the 1<sup>st</sup> time you use GoAnimate.

### Curriculum ties:

*Cross curriculum* Practice writing dialogue. Spelling/grammar important in text-to-speech!

Great for collaboration.

Share research, tell a story, use as assessment, or introduce a new unit.

**Note:** Free version for 1 teacher + up to 100 students. Make animations up to 2 minutes long, upload own music, text-to-voice & voice recording. Takes up to 1 week to get free account.

**SchoolPlus account:** \$12/account/year for unlimited teachers + students, unlimited cartoon length, group management.



<http://www.makebeliefscomix.com/>

## Description:

### Perfect for grades 2-8

Choose characters and fill in the talk balloons to create a 2,3, or 4 panel comic.

### Tutorials can be found:

Click on the demo 'bird' on the main page for directions.



### Curriculum ties:

*Cross curriculum* Tell a story, write what you've learned about a topic, discuss problems + solutions

If 4 panels are not enough, add the *To Be Continued* panel prompt and write another 4 panel 'chapter'!

**Note:** You are not able to save and return tomorrow to finish.

**Work Around:** Storyboard before going to web site.

When finished, print a copy and email to teacher for digital copy.



PERMISSION FREELY GIVEN TO MAKE COPIES WITH ATTRIBUTION FOR SCHOOL USE

# A WESOME FREE DIGITAL STORY TOOLS



<http://littlebirdtales.com/>

## Description:

### Perfect for grades K-3

Story building tool for pictures you draw, recording your voice, and adding text. Available in digital format only – no print.

### Tutorial can be found:

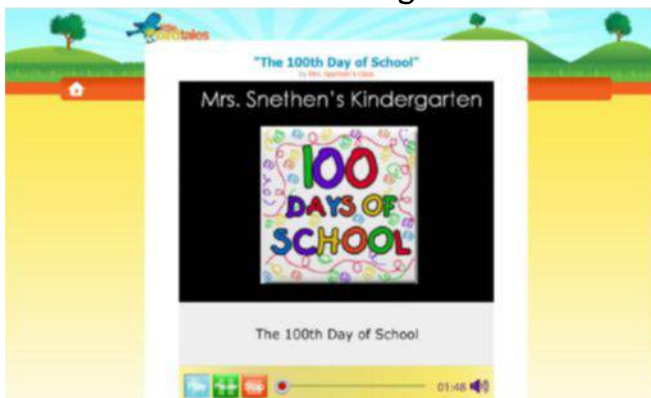
Recording instructions available on the Create a Tale page. Very intuitive.

### Curriculum ties:

*Cross curriculum* Students can create their own stories using images or drawings. Use as a whole group story (e.g. 100<sup>th</sup> day). Teachers can also use to intro a unit, show field trip pictures, or give a series of images that students discuss (are these fact or opinion?)

**Note:** Registration requires email

**Work Around:** Set up a classroom account for students to use or use gmail hack.



<http://simplebooklet.com/index.php#wpKey=JPaEFACGjoQJiI8Ujhh1lu#page=0>

## Description:

### Perfect for grades 3-12

Simple Booklet allows students to quickly upload, drag, drop, resize, and layer almost anything to their booklet page (text, images, web pages, video, music, files). Create a report, brochure, or portfolio. Can link or embed.

### Tutorial can be found:

No tutorials available – extremely intuitive!

### Curriculum ties:

*Cross curriculum* Present a story, research, or tutorial. Easy to use!

**Note:** Registration requires email

**Work Around:** Set up a classroom account for students.



PERMISSION FREELY GIVEN TO MAKE COPIES WITH ATTRIBUTION FOR SCHOOL USE

# A WESOME FREE DIGITAL STORY TOOLS



<http://youblisher.com/>

## Description:

### Perfect for grades K-12

Publish your stories in a realistic page-turner format. Share via link or embed.

## Tutorial can be found:

No tutorials available – extremely intuitive!

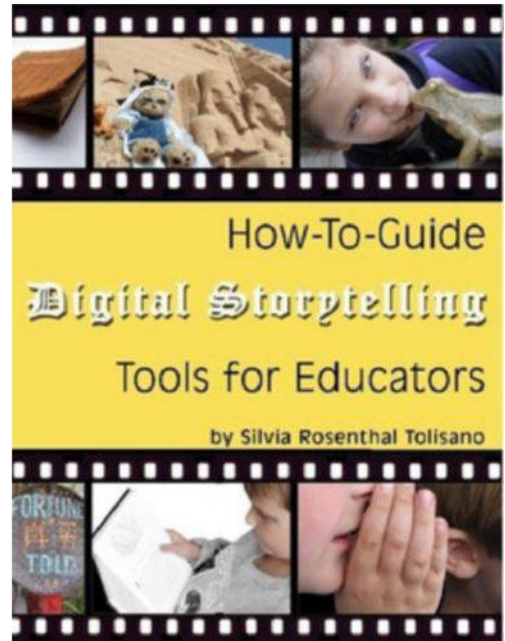
## Curriculum ties:

*Cross curriculum* Write a report. PDF it. Upload. Save the link. FREE!

**Note:** Document must be pdf'ed for this to work. Free download *Cutepdf* from <http://www.cutepdf.com>. Allows you to pdf just about any printable document. Unfortunately, links do not work in Youblisher.

**Note:** Registration requires email

**Work Around:** Set up a classroom account for students.



<http://www.lulu.com/product/file-download/digital-storytelling-tools-for-educators/6257308>

Free eBook that contains:

- 7 in-depth web resources with step-by-step directions for using
- Curriculum suggestions for each resource
- Links to student-created examples
- A 1-page short list of steps (great when planning how long this project will take!).
- 2-1/2 pages of additional resources

PERMISSION FREELY GIVEN TO MAKE COPIES WITH ATTRIBUTION FOR SCHOOL USE



Students without email need...

# THE GMAIL HACK

Some great digital story tools require an email to register or use. This is often a problem for elementary students. However, Gmail has an interesting work-around, called the **Gmail Hack**.

1. Set up a Gmail account for your school or class. Your students can use this email to register with web sites.
2. To do this, just add a + sign and the students first name (or classroom number, or any other name shortcut that indicates which student is using this) after your Gmail address.  
(youraddress+student1@gmail.com)

Example:

If my classroom gmail account is **Fancherlab@gmail.com**,

Then Adam can use: **Fancherlab+adam@gmail.com**

And Ashley can use **Fancherlab+ashley@gmail.com**

This allows Adam & Ashley to log into a web site – often, the only reason they need access to an email account is to receive the confirming email to complete the registration which YOU can do as the ‘owner’ of the original Gmail account. Students can’t use this modified email address to send or receive email to each other. If someone uses **Fancherlab+adam@gmail.com** to send a message to Adam, it will end up in the Fancherlab email box, where I can moderate.

**Note:** When setting up a school-use gmail account for yourself, remember that students (and possibly parents) will see and use your email name, so choose wisely! Avoid accounts such as wineluvr@gmail.com or sweetiepie@gmail.com

<http://mail.google.com>



## Student Naming Suggestions

- ☞ Use first name followed by last initial
- ☞ Use initials only
- ☞ Use 1<sup>st</sup> 3 letters of 1<sup>st</sup> name + 1<sup>st</sup> 3 letters of last name
- ☞ Create a pseudonym