

# READY KIDS

## ACTIVITY BOOK



[www.ready.gov](http://www.ready.gov)




FEMA

# BE PREPARED IN EVERY SITUATION


You're already a great planner! Every day you get your homework done, get to music or sports practice on time, and plan where and when you'll meet up with your friends. Are you ready to put your planning skills to good use? Are you ready to help your family get prepared for the unexpected?

It's simple! It just takes planning and practice and these fun coloring and activity pages from *Ready Kids* will help. Together with Rex, the *Ready Kids* mountain lion mascot and his family, you will learn how to make an emergency supply kit, a family emergency plan, and be ready for many different kinds of unexpected situations.

You and your family can learn even more about preparing for the unexpected by visiting the *Ready Kids* website at [www.ready.gov](http://www.ready.gov). Log on with your parents and click on *Ready Kids* to find easy steps that will help your family be ready!




# FAMILY EMERGENCY SUPPLY KIT







# FAMILY COMMUNICATION PLAN





Mom, Dad! At school today we did a fire drill and talked about an emergency plan! Do we have an emergency plan for home?

Come inside and let's go over our home plan too.

We asked Grandpa Cougie in Florida to be our out-of-town contact.

That way he can tell everyone we are safe!

I love plans but how do we get in touch with each other?

I do have a cousin Buzz in California!



I keep a copy of contact numbers and where to meet with me at all times.

When you make a call, you may have to be patient getting through. You might have to keep trying.

Once you get through, keep calls short so others can call too!

That rules out Polly. Parrots talk too much anyway!

We need two meeting places that are easy to find... one near the house...

The 'Lookout'!

...and one outside the neighborhood

Aunt Clawdia's!



What about our pets?

Yes, we need to make them part of our plan. Also, let's make sure we have plenty of food and water for them in our supply kit.

What am I, chopped liver? I can be a pet too!

Speaking of which, let's check our supply kit and make sure we have everything we need.

CHECK! It's all in here!



So... now what?

First... Practice! LET'S GO!


**SPLAT!**

I think first, you should try opening the door!

Very funny!

© 2005 by [unreadable]

# EMERGENCY PREPAREDNESS CROSSWORD PUZZLE



## ACROSS

2. \_\_\_\_\_ light: A handy tool to have if the lights go out!
4. Every person needs one gallon of this per day!
6. This comfortable piece of furniture should not be part of a family's supply kit.
8. Furry family members that should be part of your preparedness plan.
9. Some people have a \_\_\_\_\_ between meals if they are hungry.
10. You might find water, a flashlight, or a whistle in an emergency supply \_\_\_\_\_.
11. Fun items that families can play together.

## DOWN

1. Families can create a communication \_\_\_\_\_ so that they know where to meet and whom to call during an emergency.
3. \_\_\_\_\_ bag: Great for napping or keeping warm.
5. Every family member should carry a contact list with at least \_\_\_\_\_ different phone numbers that will allow you to keep in touch during an emergency.
7. It's important to get the \_\_\_\_\_ about different kinds of emergencies, so that you know what to expect.
9. Keep an extra pair of these in your supply kit to keep your feet dry!

**REX**



®



# PURRCILLA



# FAMILY OUTING



# EMERGENCY PREPAREDNESS WORD SEARCH

L E A F B E H S C Y L C D Q O  
C A R D A O C U Q F T I P I Q  
T S E J Q M G P I R N K D N F  
U F N P X F I P Q P L A H K J  
A B O W Z J W L E N R D Z U B  
M G H R W W G Y Y J E A B A C  
A V P O G A U K B P O T C N W  
F K L A H W H I H N L K S J L  
Y I P U Z E M T K U P A E I N  
M E E T I N G P L A C E N N L  
B M J Y D O S L C Y T E F A S  
G U J C A L M K M L O L K J C  
E N O D L S W K E H F N L T L  
H C H P V Q E J M I Q S L J S  
A F Q S Z Q K N L V M O T X N

## WORDS TO FIND:

- BACKPACK
- CALM
- FAMILY PLAN
- LISTEN
- MEETING PLACE
- PHONE
- RADIO
- SAFETY
- SUPPLY KIT

RORY



®



# HECTOR



**REX**





Mom, Dad! Wait 'till you hear what I learned today in Geography class!



We discussed all the weather related emergencies such as hurricanes, tornadoes, earthquakes and even blizzards!

Cool!



You already know how preparing for an emergency is very important!


We have discussed our Family Communication Plan!

And we have assembled a Family Supply Kit!

I have an idea...

But what if something happens when I am at school or practice?

Our meeting place outside the neighborhood is Aunt Clawdia's if you cannot get home.



While you are at school, remember to stay calm and listen to directions of your teachers and principal.



You should always keep contacts and meeting place information ready in your back pack.

I have a surprise! Follow me!

Where is Hector taking us?



And if we need to leave home quickly, we have a portable supply kit ready to grab!



But there is ONE weather condition you have not prepared for!

What's that?



A sunny day!  
A picnic! Hector, what a nice surprise!

You really ARE prepared!

*Ready Kids is part of the Ready Campaign, a common-sense framework designed by the Federal Emergency Management Agency and the Advertising Council to educate and empower Americans to prepare for and respond to emergencies.*



Federal Emergency Management Agency  
Washington, DC 20472